

Science Centric | RSS feeds | Newsletter | Today's news (38)

Thursday, 17 December 2009

A Science Centric

[Google Custom Search](#)

[HOME](#) | [NEWS](#) | [TRAVEL](#) | [ART & STYLE](#) | [ENTERTAINMENT](#) | [COMPENDIUM](#)
[Physics](#) | [Chemistry](#) | [Geology and palaeontology](#) | [Biology](#) | [Environment](#) | [Astronomy](#) | [Health](#) | [Technology](#) | — [In pictures](#) | — [InMotion](#)

 Today's themes: [cancer](#) · [influenza](#) · [kidney](#) · [transplant](#)

 Where am I? > [Home](#) > [News](#) > [Chemistry](#)
Tags: [biological](#), [carbon](#), [droplet](#), [graphene](#), [material](#), [nanodroplet](#), [nanoscale](#), [protein](#), [water](#)

Water droplets shape graphene nanostructures

Science Centric | 17 December 2009 11:39 GMT

Biotech Nanoparticles

 Uniform Nanobeads Nanospheres
 Fluorescent Magnetic Coated OEM

Carbon Nanotube Analysis

 Fluorescence & Raman spectroscopy
 for analysis of carbon nanotubes

SWeNT Carbon Nanotubes

 High quality and affordable Commercial
 and R&D applications

Custom Graphite Machining

 CNC Machined Graphite Products Huge
 Inventory of Bulk Graphite

Ads by Google

Graphene - a single-atom-thick sheet of carbon, like those seen in pencil marks - offers great potential for new types of nanoscale devices, if a good way can be found to mould the material into desired shapes.

Chemists at the University of Illinois at Chicago say it's possible, reporting that graphene can become quite pliable using only a nanodroplet of water to do the job.

'Up until now, it wasn't thought we could controllably fold these structures,' said Petr Kral, assistant professor of chemistry at UIC. 'But now we know how to shape graphene by using weak forces between nanodroplets carefully positioned on graphene sheets.'

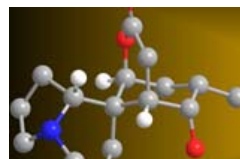
Kral and two of his graduate students described the process in a recent article in Nano Letters, which is highlighted in Nature's 'news and views' section Dec. 17.

Engineers already cut graphene into narrow ribbons and other shapes, expanding the set of carbonaceous systems such as fullerenes, carbon nanotubes and nano-diamonds. Using computer simulations, Kral showed that weak molecular interactions called van der Waals forces between water nanodroplets and graphene can shape it into a wide variety of forms, without the water and graphene chemically binding.

'Depending on the size of the water droplet and the shape and size of graphene flake used, we can fold it in different shapes for various applications,' said Kral. 'It's similar to the way proteins are folded in biological cells with the help of



DON'T MISS —



[Chemists synthesise herbal alkaloid](#) — [16 Apr 2009] — The club moss *Lycopodium serratum* is a creeping, flowerless plant used in homeopathic medicine to treat a wide variety of...



[New \\$11 million centre to speed drug discovery process](#) — [21 Oct 2008] — Scientists from three Chicago-area universities have joined forces to develop new ways of building state-of-the-art chemical...

AGENCY SCIENCE

Agency Science
 Breaking science,
 health and
 technology news

AGENCY SCIENCE


 — [Advertise here](#)

LATEST	MOST E-MAILED
ARCHIVE	

chaperone proteins.'

Kral and his students discovered they could use water droplets to roll, bend, slide and shape graphene into different complex structures such as capsules, sandwiches, knots and rings - all potential building blocks of nanodevices with unique mechanical, electrical or optical properties. By using special techniques like atomic force microscopy and carefully guided microscopic needles, water droplets and other materials can be carefully positioned on graphene to shape it into desired forms, he says.

Kral's laboratory is studying potential uses of nanoscale graphene, such as ways to coat it with phospholipid molecules that would allow it to become part of biological cell membranes where it might perform specific functions. His lab is also designing graphene sheet nanoscale pores that allow the building of novel ion and molecular separation membranes for use in desalination and other applications.


While the materials he works with are inorganic, Kral sees a growing trend to developing hybrid multifunctional systems that combine inorganic nanostructures with biological cellular systems.

'We're trying to detect signals from the biological world or pass signals to the biological world,' he said. 'In the future, perhaps proteins will evolve to interact with inorganic systems. It's a way of evolution to form a new interface, or hybrid system, working together on novel functions.'

Source: [University of Illinois at Chicago](#)



[Panoramic view into the microcosm](#) — [8 Sep 2008] — What looks like the intricate makings of a futuristic sculptor is the product of nature itself. The spherical spores of the...



[Novel method 'self-assembles' metal atoms into porous nanostructures](#) — [1 Jul 2008] — For 5,000 years the only way to shape metal has been by the 'heat and beat' technique. Even with modern nanotechnology, metalworking...

More [Chemistry...](#)

Caltch scientists film photons with electrons
 Santa should get off his sleigh and walk, says public health doctor
 Better education associated with improved asthma
 Toward reading your own personal 'Book of Life'
 Food aromas could become new weapon in battle of the bulge
 New Web tool may help predict risk of second stroke
 Diet high in methionine could increase risk of Alzheimer's
 Aggressive infection control protects cancer patients from acquiring H1N1 influenza
 Water droplets shape graphene nanostructures
 Scientists use DNA sequencing to attack lung cancer

[More](#) recent stories...

Unravelling the roots of dyslexia
 Psoriasis associated with diabetes and high blood pressure in women
 UC San Diego first public university to provide its own iPhone application
 Cumulative radiation exposure shows increased cancer risk for emergency department patients
 Dye-coated glass to channel energy into solar cells
 Intestinal bacteria promote - and prevent! - inflammatory bowel disease
 The upside to allergies: Cancer prevention
 Native lizards evolve to escape attacks by fire ants
 Protein on 'speed' linked to ADHD
 Scientists discover how rheumatoid arthritis causes bone loss

2007

— [I](#) [II](#) [III](#) [IV](#) [V](#) [VI](#) [VII](#) [VIII](#) [IX](#) [X](#) [XI](#) [XII](#)

2008

— [I](#) [II](#) [III](#) [IV](#) [V](#) [VI](#) [VII](#) [VIII](#) [IX](#) [X](#) [XI](#) [XII](#)

2009

— [I](#) [II](#) [III](#) [IV](#) [V](#) [VI](#) [VII](#) [VIII](#) [IX](#) [X](#) [XI](#) [XII](#)

[Johns Hopkins University](#)

14 Graduate Engineering Degrees
 Part-Time Programs in MD and DC

[Zyvex Technologies](#)

Nanotube enhanced materials High performance prepregs & epoxies

[Northwestern University](#)

Master of Science in Computer Information Systems - Apply today

[Particle Sciences Inc.](#)

Micro/Nano Particle Technology Fabrication and Preparation

Ads by Google

Leave a comment

The details you provide on this page [e-mail address] will not be used to send unsolicited e-mail, and will not be supplied to a third party! Please note that we can not promise to give everyone a response. Comments are FULLY MODERATED. Once approved they will be posted within 24 hours.

Your name:

Your e-mail:


Comment:

More on [Science Centric News | Chemistry](#)

Cells have an appetite for micro-doughnuts

— 25 June 2008

Just like humans, liver cells can't resist eating just one or two small doughnuts, say chemists from Scotland in the Royal Society of Chemistry journal Chemical Communications. Exploiting... — [full story](#)



Pumice as a time witness

— 23 June 2008


A chemist of Vienna University of Technology demonstrates how chemical fingerprints of volcanic eruptions and numerous pumice lump finds from archaeological excavations illustrate relations... — [full story](#)



Researcher discovers natural 'invisible' gold

— 23 June 2008


Nanoparticles of gold too small to be seen with the naked eye have been created in laboratories, but up until now, have never been seen in nature. The search for these natural but 'invisible'... — [full story](#)



Coats of cellulose from bacteria yield greener, stronger natural composites

— 16 June 2008

Researchers in the United Kingdom report the first use of bacteria to deposit sticky coatings of cellulose on the surfaces of plant fibres, a process that may expand the use of natural... — [full story](#)



LATEST HEADLINES

Rare earth metal enhances phosphate glass
Entropy alone creates complex crystals from simple shapes, study shows
New platinum compound shows promise in tumour cells
Team develops cheap, easy 'kitchen chemistry' to perform formerly complex synthesis
'Smell of old books' offers clues to help preserve them
The hidden lives of proteins
Chemists get custom-designed microscopic particles to self-assemble in liquid crystal
Rescuing male turkey chicks
Why not mashed paper towels on the Thanksgiving menu?
New hydrogen-storage method discovered
Developing 'green' tires that boost mileage and cut carbon dioxide emissions
New on-off 'switch' triggers and reverses paralysis in animals with a beam of light

More [Chemistry...](#)

Popular tags in Chemistry: [atoms](#) · [carbon](#) · [catalyst](#) · [metal](#)

[Google](#) Custom Search

GO

Science Centric — Science, health and technology, breaking news

[Front page](#) | [News](#) | [Travel](#) | [Art & style](#) | [Entertainment](#) | [Compendium](#) | [Resources](#) | [Site map](#) | [Accessibility](#) | [About us](#) | [Contact us](#) | [RSS feeds](#)

Copyright © 2007—2009 Agency Science.

Science Centric delivers breaking news about the latest scientific discoveries in the fields of physics, chemistry, geology and palaeontology, biology, environment, astronomy, health, and technology. Use of this website assumes acceptance of [Terms of use](#) and [Privacy policy](#).

[Agency Science](#) network — [Science Shots](#) · [Lepidopterology](#) | [National Museum of Natural History, Sofia](#) · [Institute of Zoology](#)