



Bruker BioSpin

Filter Configurations ●

for High Resoluton NMR (and HR MAS)

Version 007

think forward

NMR Spectroscopy

Copyright © by Bruker BioSpin NMR AG

All rights reserved. No part of this publication may be reproduced, stored in a retrieval system, or transmitted, in any form, or by any means without the prior consent of the publisher. Product names used are trademarks or registered trademarks of their respective holders.

This manual was written by

Arthur Schwilch

© November 19, 2008: Bruker Biospin AG

Fällanden, Switzerland

P/N: Z31430

DWG-Nr.: 1140007

For further technical assistance on the High Resolution NMR (and HR MAS) unit, please do not hesitate to contact your nearest BRUKER dealer or contact us directly at:

BRUKER BioSpin AG
Industriestr. 26
CH-8117 Fällanden
Switzerland

Phone: + 41 44 825 91 11
FAX: + 41 44 825 96 96
Email: sales@bruker-biospin.ch
Internet: www.bruker.com

Contents

	Contents	3
	Index	5
1	Filter Configurations for HR NMR and HR MAS ...	7
1.1	Introduction	7
	HPPR/2 Overview	9
1.2	Filter Requirements Questionnaire	10
1.3	SEI (Selective Inverse)	11
1.4	BBI (Broad Band Inverse)	14
1.5	TXI (Triple X-Nuclei Inverse)	16
1.6	TBI (Triple Broad Band Inverse)	19
1.7	QXI (Quattro X-Nuclei Inverse)	21
1.8	QNI (Quattro Nuclei Inverse)	24
1.9	SEX, Dual (Selective X-Nuclei)	27
1.10	SEF (Selective ¹⁹ F)	31
1.11	QNP (Quattro Nuclei Probe)	33
1.12	BBO (Broad Band Observe)	36
1.13	BBO BBF-H (Broad Band Observe)	38
1.14	BBO BBF-H&F (Broad Band Observe)	40
1.15	TXO (Triple X-Nuclei Observe)	43
1.16	TBO (Triple Broad Band Observe)	46
1.17	TXD (Triple X-Nuclei Double Decoupling)	47
2	Available Filters (November 2008)	51
	Tables	59

Index

Numerics

2H stop 8

A

AVIII Spectrometer 9

B

BBI (Broad Band Inverse) 14

BBI H-BB-D 15

BBO (Broad Band Observe) 36

BBO BB19F-H&F (Broad Band Observe) 38 – 42

C

cryoprobe 8

D

Dual (Selective X-Nuclei) 27

F

filter nomenclature 8

H

HPLNA MODULE 9

M

MAS 8

N

non reflective (NR) filters 8

Q

QNI (Quattro Nuclei Inverse) 24

QNI H-F/ P/C-D 26

QNI H-P/C/N-D.....	25
QNP (Quattro Nuclei Probe)	33, 51
QNP P/C/N-H-D	34 – 35, 37
QXI (Quattro X-Nuclei Inverse)	21
QXI H/P-C/N-D	22 – 23

S

SEF (Selective 19F)	31
SEI (Selective Inverse).....	11
SEI H-C-D	12
SEI H-F-D.....	13
SEX 2H-H-F	29
SEX 3H-H-D	29
SEX C-H-D	28, 32
SEX X-H-D	30
SEX, Dual (Selective X-Nuclei)	27


T

TBI (Triple Broadband Inverse).....	19
TBI H-C/BB-D.....	20
TBO (Triple Broadband Observe)	46
TXD (Triple X-Nuclei Double Decoupling).....	47
TXD X-F/Z	49
TXD X-H/F	50
TXD X-H/Y	48
TXI (Triple X-Nuclei Inverse).....	16
TXI H-C/N-D	17
TXI H-C/P-D	18
TXO (Triple X-Nuclei Observe)	43
TXO F/Y-H-D.....	45
TXO X/Y-H-D	44

Filter Configurations for HR NMR and HR MAS

1

Figure 1.1. High Resolution NMR Filters and Filtercomponents



Introduction

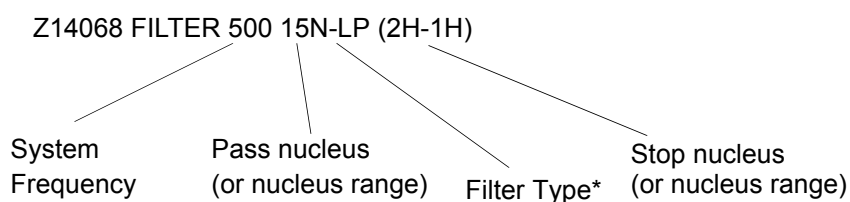
1.1

! For use of phased-out filters (not mentioned in Table [page 51](#)) or old HPPR modules see previous manual versions.

- The following chapter helps to select the necessary filter type dependent on the preamplifier and the probe.
- System orders with multiple probes require only the combined minimum set of filters.

Filter Configurations for HR NMR and HR MAS






- Only standard operation is guaranteed with the recommended filter configuration. Non-standard operation (observe on outer coil and decoupling on inner coil) may also be possible with the recommended filter configuration.
- With individual probe orders the current configuration at the customer's labs should be obtained to avoid ordering filters which are already at the site.
- If your probe is not included in this list, please fill in the filter requirements questionnaire on **page 10** and send it to BBIO-CH, Production Department.
- The exact order number for the corresponding magnet frequency can be taken from the chapter "**Available Filters (November 2008)**" on **page 51**.
- No additional filters are necessary in the lock channel.
- No additional filters are necessary for cryoprobe operation.
- For HR MAS are exactly the same filters required as for high resolution NMR (for the corresponding probe).
- All filters should be mounted on the HPPR/2 and not on the probe
- In cause of more than one filter, the 2H stop should be mounted closer to the HPPR
- For filters with increased EMC and shielding requirements see the corresponding EC.
- Explanation of the filter nomenclature:



*) LP=low pass, HP= high pass, BP=band pass





- Special "non reflective" (NR) filters are available for 15N (e.g. FILTER 900 15N-NR (2H,F-H). The second harmonic of 15N is being terminated and not reflected by the filter.

Table 1.1. Currently^a used preamplifiers for 1H (HR)

Preamplifier	
HPPR/2 1H MODULE 200-250	
AQS 1H2H PREAMP 300-400	
HPPR/2 1H2H MODULE 300-400	
HPPR/2 1H LNA MODULE 500-900	
HPPR/2 1H HPLNA MODULE 200-1000	

^a AVIII Spectrometer

Table 1.2. Currently^a used preamplifiers for X (HR)

Preamplifier	
HPPR/2 XBB19F 2HS MODULE 200-250, 500-700	
HPPR/2 XBB31P 2HS MODULE 750-1000	
AQS XBB19F 2HS PREAMP 300-400	
HPPR/2 XBB19F 2HS MODULE 300-400	

^aAVIII Spectrometer

Filter Configurations for HR NMR and HR MAS

Filter Requirements Questionnaire

1.2

Please fill in the following questionnaire for each probe.



(Part. Nr. / Ser. Nr.)

Bruker Order Number		
Spectrometer Type		
Probe		
Transmitter Configuration	1H	
	19F	
	X	
	Y	
	Z	
HPPR/2 Configuration	1H	
	19F	
	XBB	
	...	
Lock	2H	
	19F	
	2H Lockswitch	
Existing Filter 1		
Existing Filter 2		
...		
...		
...		
Experiment 1	Obs1 {Dec1}	
Experiment 2	Obs2 {Dec2}	
...		
...		

Example:

PH SEI H-C-D-05











- Sample Diameter
- Deuterium (^2H) Lock
- ^{13}C Outer Coil (Dec.)
- ^1H Inner Coil (Obs.)



Filter Configurations for HR NMR and HR MAS














Required Filters:

Table 1.3. Required Filters for PH SEI H-C-D

Channel (Obs./Dec.)	Preamplifier Module Type	Required Filters
Observe Path 1H Preamplifier	HPPR/2 1H HPLNA MODULE 200-1000 	-
	HPPR/2 1H MODULE 200-250 	-
	AQS 1H2H PREAMP 300-400 	-
	HPPR/2 1H2H MODULE 300-400 	-
	HPPR/2 1H LNA MODULE 500-900 	-
Decoupling Path X-BB Preamplifier	HPPR/2 XBB19F 2HS MODULE 200-250, 500-700 	0-31P-LP (19F-3H) 
	HPPR/2 XBB31P 2HS MODULE 750-1000 	-
	AQS XBB19F 2HS PREAMP 300-400 	-
	HPPR/2 XBB19F 2HS MODULE 300-400 	-

13C Observe/ 1H Decoupling might be possible with this configuration.

Table 1.4. Required Filters for PH SEI H-F-D


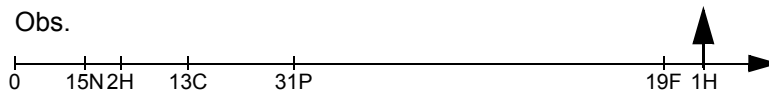
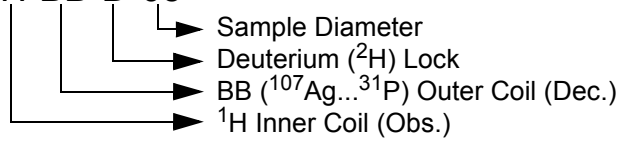
Channel (Obs./Dec.)	Preamplifier Module Type	Required Filters
Observe Path 1H Preamplifier	HPPR/2 1H HPLNA MODULE 200-1000 	1H-PASS / 19-F STOP 
	HPPR/2 1H MODULE 200-250 	1H-PASS / 19-F STOP 
	AQS 1H2H PREAMP 300-400 	
	HPPR/2 1H2H MODULE 300-400 	
	HPPR/2 1H LNA MODULE 500-900 	1H-PASS / 19-F STOP 
Decoupling Path X-BB Preamplifier	HPPR/2 XBB19F 2HS MODULE 200-250, 500-700 	0-31P, 19F-LP (1H) 
	HPPR/2 XBB31P 2HS MODULE 750-1000 	not possible
	AQS XBB19F 2HS PREAMP 300-400 	- ^a
	HPPR/2 XBB19F 2HS MODULE 300-400 	-

a only for ECL≤1: Filter 0-31P, 19F-LP(1H) is required for 19F Observe and 1H Decoupling

19F Observe/1H Decoupling might be possible with this configuration.











Example:

PH BBI H-BB-D-05



Required Filters:

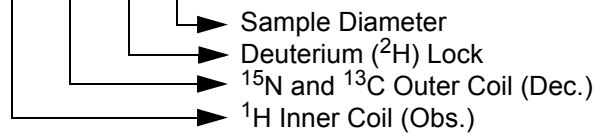
Table 1.5. Required Filters for PH BBI H-BB-D

Channel (Obs./Dec.)	Preamplifier Module Type	Required Filters
Observe Path 1H Preamplifier	HPPR/2 1H HPLNA MODULE 200-1000 	-
	HPPR/2 1H MODULE 200-250 	
	AQS 1H2H PREAMP 300-400 	
	HPPR/2 1H2H MODULE 300-400 	
	HPPR/2 1H LNA MODULE 500-900 	-
Decoupling Path X-BB Preamplifier	HPPR/2 XBB19F 2HS MODULE 200-250, 500-700 	0-31P-LP (19F-3H) 
	HPPR/2 XBB31P 2HS MODULE 750-1000 	-
	AQS XBB19F 2HS PREAMP 300-400 	-
	HPPR/2 XBB19F 2HS MODULE 300-400 	-

X Observe/ 1H Decoupling might be possible with this configuration.







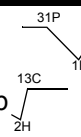







Example:

PH TXI H-C/N-D-05



Required Filters:

Table 1.6. Required Filters for PH TXI H-C/N-D
























Channel (Obs./Dec.)	Preamplifier Module Type	Required Filters
Observe Path 1H Preamplifier	HPPR/2 1H HPLNA MODULE 200-1000 	-
	HPPR/2 1H MODULE 200-250 	
	AQS 1H2H PREAMP 300-400 	
	HPPR/2 1H2H MODULE 300-400 	
	HPPR/2 1H LNA MODULE 500-900 	-
Decoupling Path X-BB Preamplifier 13C	HPPR/2 XBB19F 2HS MODULE 200-250, 500-700 	0-31P-LP (19F-3H)  13C-Pass / 2H-Stop
	HPPR/2 XBB31P 2HS MODULE 750-1000 	13C-Pass / 2H-Stop 
	AQS XBB19F 2HS PREAMP 300-400 	13C-Pass / 2H-Stop 
	HPPR/2 XBB19F 2HS MODULE 300-400 	13C-Pass / 2H-Stop 
Decoupling Path 15N	-no Preamplifier or some X Preamplifier	15N-Pass / 2H-Stop 

13C Observe/ 1H Decoupling might be possible with this configuration.

For 15N Observe the X-BB Preamplifier must be plugged in the 15N channel.

Filter Configurations for HR NMR and HR MAS

Table 1.7. Required Filters for PH TXI H-C/P-D

Channel (Obs./Dec.)	Preamplifier Module Type	Required Filters
Observe Path 1H Preamplifier	HPPR/2 1H HPLNA MODULE 200-1000 	-
	HPPR/2 1H MODULE 200-250 	-
	HPPR/2 1H LNA MODULE 500-900 	-
	AQS 1H2H PREAMP 300-400 	-
	HPPR/2 1H2H MODULE 300-400 	-
Decoupling Path X-BB Preamplifier 13C	HPPR/2 XBB19F 2HS MODULE 200-250, 500-700 	13C-Pass / 31P-Stop 
	HPPR/2 XBB31P 2HS MODULE 750-1000 	13C-Pass / 31P-Stop 
	AQS XBB19F 2HS PREAMP 300-400 	13C-Pass / 31P-Stop 
	HPPR/2 XBB19F 2HS MODULE 300-400 	13C-Pass / 31P-Stop 
Decoupling Path 31P	no Preamplifier	0-31P-LP (19F-3H)  31-P-Pass / 2H-Stop 
	HPPR/2 XBB19F 2HS MODULE 200-250, 500-700 	31-P-Pass / 13C-Stop 
	HPPR/2 XBB31P 2HS MODULE 750-1000 	31-P-Pass / 13C-Stop 
	AQS XBB19F 2HS PREAMP 300-400 	31-P-Pass / 13C-Stop 
	HPPR/2 XBB19F 2HS MODULE 300-400 	31-P-Pass / 13C-Stop 

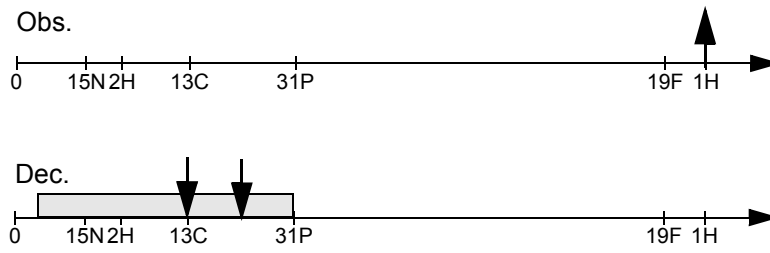
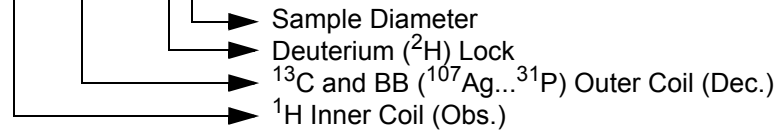
13C Observe/ 1H Decoupling might be possible with this configuration.
For 31P Observe the X-BB Preamplifier must be plugged in the 31P channel.

TBI (Triple Broad Band Inverse)

1.6

Example:










PH TBI H-C/BB-D-05



Filter Configurations for HR NMR and HR MAS

Required Filters:

Table 1.8. Required Filters for PH TBI H-C/BB-D

Channel (Obs./Dec.)	Preamplifier Module Type	Required Filters
Observe Path 1H Preamplifier	HPPR/2 1H HPLNA MODULE 200-1000 	-
	HPPR/2 1H MODULE 200-250 	
	HPPR/2 1H LNA MODULE 500-900 	-
	AQS 1H2H PREAMP 300-400 	-
	HPPR/2 1H2H MODULE 300-400 	-
Decoupling Path X-BB Preamplifier 13C	HPPR/2 XBB19F 2HS MODULE 200-250, 500-700 	a b
	HPPR/2 XBB31P 2HS MODULE 750-1000 	a b
	AQS XBB19F 2HS PREAMP 300-400 	a b
	HPPR/2 XBB19F 2HS MODULE 300-400 	a b
Decoupling Path BB	-no Preamplifier or some X Preamplifier	a b

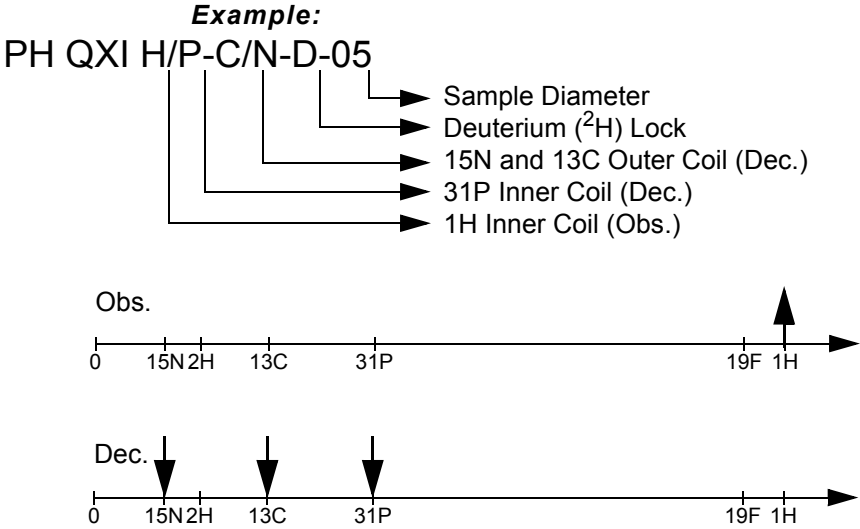
a For 13C and 15N decoupling filter requirements is the same as **"Required Filters for PH TXI H-C/N-D" on page 17**

b For 13C and 31P decoupling filter requirements is the same as **"Required Filters for PH TXI H-C/P-D" on page 18**

For additional decoupling nuclei please contact the nearest local Bruker office.

13C Observe/ 1H Decoupling might be possible with this configuration.
















QXI (Quattro X-Nuclei Inverse)



Filter Configurations for HR NMR and HR MAS




















Required Filters:

Table 1.9. Required Filters for PH QXI H/P-C/N-D

Channel (Obs./Dec.)	Preamplifier Module Type	Required Filters
Observe Path 1H Preamplifier	HPPR/2 1H HPLNA MODULE 200-1000 	-
	HPPR/2 1H MODULE 200-250 	-
	HPPR/2 1H LNA MODULE 500-900 	-
	AQS 1H2H PREAMP 300-400 	-
	HPPR/2 1H2H MODULE 300-400 	-
Decoupling Path X-BB Preamplifier 13C	HPPR/2 XBB19F 2HS MODULE 200-250, 500-700 	13C-BP (0-SI, 11B-H) 
	HPPR/2 XBB31P 2HS MODULE 750-1000 	13C-BP (0-SI, 11B-H) 
	AQS XBB19F 2HS PREAMP 300-400 	13C-BP (0-SI, 11B-H) 
	HPPR/2 XBB19F 2HS MODULE 300-400 	13C-BP (0-SI, 11B-H) 
Decoupling Path 15N	no Preamplifier or some X Preamplifier	15N-Pass / 2H-Stop 
Decoupling Path 31P	no Preamplifier or some X Preamplifier	31P-BP(0-11B, 19F-H) 

13C Observe/ 1H Decoupling might be possible with this configuration.

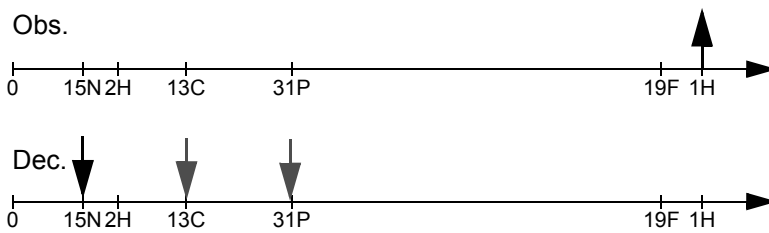
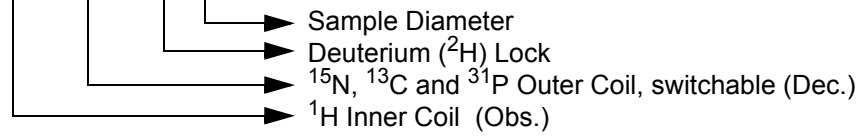
Table 1.10. Required Filters for PH QXI H/F-C/N-D

Channel (Obs./Dec.)	Preamplifier Module Type	Required Filters
Observe Path 1H Preamplifier	HPPR/2 1H HPLNA MODULE 200-1000 	1H-PASS / 19-F STOP 
	HPPR/2 1H MODULE 200-250 	1H-PASS / 19-F STOP 
	HPPR/2 1H LNA MODULE 500-900 	1H-PASS / 19-F STOP 
	AQS 1H2H PREAMP 300-400 	-
	HPPR/2 1H2H MODULE 300-400 	-
Decoupling Path X-BB Preamplifier 13C	HPPR/2 XBB19F 2HS MODULE 200-250, 500-700 	13C-BP (0-SI, 11B-H) 
	HPPR/2 XBB31P 2HS MODULE 750-1000 	13C-BP (0-SI, 11B-H) 
	AQS XBB19F 2HS PREAMP 300-400 	13C-BP (0-SI, 11B-H) 
	HPPR/2 XBB19F 2HS MODULE 300-400 	13C-BP (0-SI, 11B-H) 
Decoupling Path 15N	no Preamplifier or some X Preamplifier	15N-Pass / 2H-Stop 
Decoupling Path 19F	no Preamplifier or some X Preamplifier	0-31P, 19F-LP (1H)  19F-BANDPASS 

13C Observe/ 1H Decoupling might be possible with this configuration.











Example:

PH QNI H-P/C/N-D-05



Required Filters:














Table 1.11. Required Filters for PH QNI H-P/C/N-D

Channel (Obs./Dec.)	Preamplifier Module Type	Required Filters
Observe Path 1H Preamplifier	HPPR/2 1H HPLNA MODULE 200-1000 	-
	HPPR/2 1H MODULE 200-250 	-
	HPPR/2 1H LNA MODULE 500-900 	-
	AQS 1H2H PREAMP 300-400 	-
	HPPR/2 1H2H MODULE 300-400 	-
Decoupling Path X-BB Preamplifier	HPPR/2 XBB19F 2HS MODULE 200-250, 500-700 	0-31P-LP (19F-3H) 
	HPPR/2 XBB31P 2HS MODULE 750-1000 	-
	AQS XBB19F 2HS PREAMP 300-400 	-
	HPPR/2 XBB19F 2HS MODULE 300-400 	-

X Observe / 1H Decoupling might be possible with this configuration.

Filter Configurations for HR NMR and HR MAS

Table 1.12. Required Filters for PH QNI H-F/P/C -D



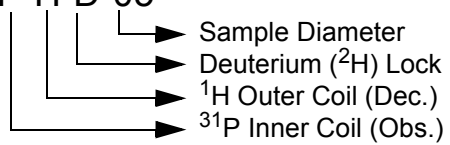
Channel (Obs./Dec.)	Preamplifier Module Type	Required Filters
Observe Path 1H Preamplifier	HPPR/2 1H HPLNA MODULE 200-1000 	1H-Pass / 19F-Stop 
	HPPR/2 1H MODULE 200-250 	1H-Pass / 19F-Stop 
	HPPR/2 1H LNA MODULE 500-900 	1H-Pass / 19F-Stop 
	AQS 1H2H PREAMP 300-400 	-
	HPPR/2 1H2H MODULE 300-400 	-
Decoupling Path X-BB Preamplifier	HPPR/2 XBB19F 2HS MODULE 200-250, 500-700 	0-31P, 19F-LP (1H) 
	HPPR/2 XBB31P 2HS MODULE 750-1000 	19F decoupling not possible
	AQS XBB19F 2HS PREAMP 300-400 	_a
	HPPR/2 XBB19F 2HS MODULE 300-400 	-

a only for ECL <=1 and 19F(1H) Experiment, Filter 0-31P, 19F-LP(1H) is required

X Observe / 1H Decoupling might be possible with this configuration.

Example:











PH SEX P-H-D-05



Filter Configurations for HR NMR and HR MAS













Required Filters:

Table 1.13. Required Filters for PH SEX C-H-D

Channel (Obs./Dec.)	Preamplifier Module Type	Required Filters
Observe Path X-BB Preamplifier 13C	HPPR/2 XBB19F 2HS MODULE 200-250, 500-700 	0-31P-LP (19F-3H) 
	HPPR/2 XBB31P 2HS MODULE 750-1000 	-
	AQS XBB19F 2HS PREAMP 300-400 	-
	HPPR/2 XBB19F 2HS MODULE 300-400 	-
Decoupling Path 1H Preamplifier	HPPR/2 1H HPLNA MODULE 200-1000 	-
	HPPR/2 1H MODULE 200-250 	-
	HPPR/2 1H LNA MODULE 500-900 	-
	AQS 1H2H PREAMP 300-400 	-
	HPPR/2 1H2H MODULE 300-400 	-












1H Observe / 13C Decoupling might be possible with this configuration.

Table 1.14. Required Filters for PH SEX 3H-H-D

Channel (Obs./Dec.)	Preamplifier Module Type	Required Filters
Observe Path 3H Preamplifier	HPPR/2 3H MODULE 	3H-HP(1H) 
Decoupling Path 1H Preamplifier	HPPR/2 1H HPLNA MODULE 200-1000 	1H-LP(3H) 
	HPPR/2 1H MODULE 200-250 	1H-LP(3H) 
	HPPR/2 1H LNA MODULE 500-900 	1H-LP(3H) 
	AQS 1H2H PREAMP 300-400 	1H-LP(3H) 
	HPPR/2 1H2H MODULE 300-400 	1H-LP(3H) 

1H Observe/ 3H Decoupling might be possible with this configuration.










Table 1.15. Required Filters for PH SEX 2H-H-F

Channel (Obs./Dec.)	Preamplifier Module Type	Required Filters
Observe Path 2H Preamplifier	HPPR/2 2H MODULE 200-250, 500-900 	-
	AQS 1H2H PREAMP 300-400 	-
	HPPR/2 1H2H MODULE 300-400 	-
Decoupling Path 1H Preamplifier	HPPR/2 1H HPLNA MODULE 200-1000 	1H-Pass / 19F-Stop 
	HPPR/2 1H MODULE 200-250 	1H-Pass / 19F-Stop 
	HPPR/2 1H LNA MODULE 500-900 	1H-Pass / 19F-Stop 
	AQS 1H2H PREAMP 300-400 	-
	HPPR/2 1H2H MODULE 300-400 	-

1H Observe/ 2H Decoupling might be possible with this configuration.

Filter Configurations for HR NMR and HR MAS



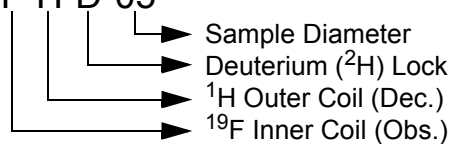
Table 1.16. Filters for PH SEX X-H-D (x=all X-nuclei except 2H, 3H, 13C)

Channel (Obs./Dec.)	Preamplifier Module Type	Required Filters
Observe Path X-BB Preamplifier	HPPR/2 XBB19F 2HS MODULE 200-250, 500-700 	-
	HPPR/2 XBB31P 2HS MODULE 750-1000 	-
	AQS XBB19F 2HS PREAMP 300-400 	-
	HPPR/2 XBB19F 2HS MODULE 300-400 	-
Decoupling Path 1H Preamplifier	HPPR/2 1H HPLNA MODULE 200-1000 	-
	HPPR/2 1H MODULE 200-250 	-
	HPPR/2 1H LNA MODULE 500-900 	-
	AQS 1H2H PREAMP 300-400 	-
	HPPR/2 1H2H MODULE 300-400 	-

1H Observe / X Decoupling might be possible with this configuration.

Example:















PH SEF F-H-D-05



Filter Configurations for HR NMR and HR MAS

Required Filters:

Table 1.17. Required Filters for PH SEF F-H-D



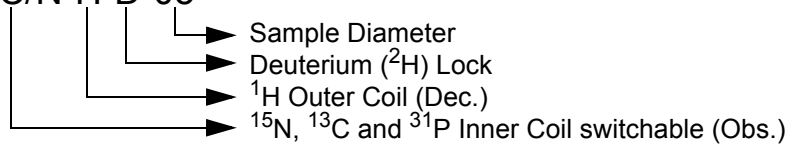
Channel (Obs./Dec.)	Preamplifier Module Type	Required Filters
Observe Path 19F Preamplifier	HPPR/2 19F MODULE 	0-31P,19F-LP (1H) 
	HPPR/2 XBB19F 2HS MODULE 200-250, 500-700 	0-31P,19F-LP (1H) 
	AQS XBB19F 2HS PREAMP 300-400 	- ^a
	HPPR/2 XBB19F 2HS MODULE 300-400 	-
Decoupling Path 1H Preamplifier	HPPR/2 1H HPLNA MODULE 200-1000 	1H-PASS /19F-STOP 
	HPPR/2 1H MODULE 200-250 	1H-PASS /19F-STOP 
	HPPR/2 1H LNA MODULE 500-900 	1H-PASS /19F-STOP 
	AQS 1H2H PREAMP 300-400 	-
	HPPR/2 1H2H MODULE 300-400 	-

^a only for ECL <=1 Filter 0-31P,19F-LP(1H) is required

1H Observe / 19F Decoupling might be possible with this configuration.

Example:











PH QNP P/C/N-H-D-05



Filter Configurations for HR NMR and HR MAS















Required Filters:

Table 1.18. Required Filters for PH QNP P/C/N-H-D

Channel (Obs./Dec.)	Preamplifier Module Type	Required Filters
Observe Path X-BB Preamplifier	HPPR/2 XBB19F 2HS MODULE 200-250, 500-700 	0-31P-LP (19F-3H) 
	HPPR/2 XBB31P 2HS MODULE 750-1000 	-
	AQS XBB19F 2HS PREAMP 300-400 	-
	HPPR/2 XBB19F 2HS MODULE 300-400 	-
Decoupling Path 1H Preamplifier	HPPR/2 1H HPLNA MODULE 200-1000 	-
	HPPR/2 1H MODULE 200-250 	-
	HPPR/2 1H LNA MODULE 500-900 	-
	AQS 1H2H PREAMP 300-400 	-
	HPPR/2 1H2H MODULE 300-400 	-

1H Observe / X Decoupling might be possible with this configuration.

Table 1.19. Required Filters for PH QNP F/P/C -H-D

Channel (Obs./Dec.)	Preamplifier Module Type	Required Filters
Observe Path X-BB Preamplifier	HPPR/2 XBB19F 2HS MODULE 200-250, 500-700 	0-31P,19F-LP (1H)  0-31P-LP (19F-3H) ^a 
	HPPR/2 XBB31P 2HS MODULE 750-1000 	19F observe not possible
	AQS XBB19F 2HS PREAMP 300-400 	_b
	HPPR/2 XBB19F 2HS MODULE 300-400 	-
Decoupling Path 1H Preamplifier	HPPR/2 1H HPLNA MODULE 200-1000 	1H-Pass / 19F-Stop 
	HPPR/2 1H MODULE 200-250 	1H-Pass / 19F-Stop 
	HPPR/2 1H LNA MODULE 500-900 	1H-Pass / 19F-Stop 
	AQS 1H2H PREAMP 300-400 	-
	HPPR/2 1H2H MODULE 300-400 	-

a This filter is only necessary for 13C decoupling and must be removed for 19F decoupling or observe
 b only for ECL <=1 Filter 0-31P,19F-LP(1H) is required

1H Observe / X Decoupling might be possible with this configuration.

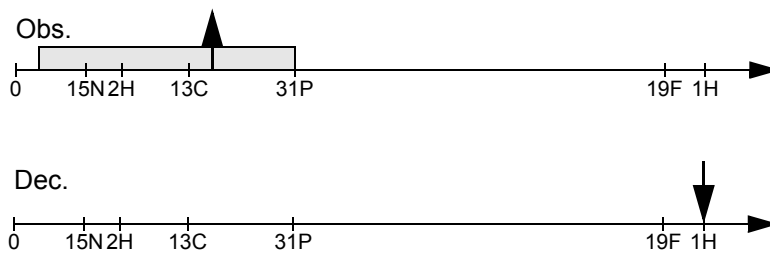
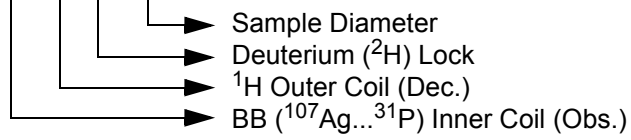
Filter Configurations for HR NMR and HR MAS

BBO (Broad Band Observe)

1.12











Example:

PH BBO BB-H-D-05



Required Filters:

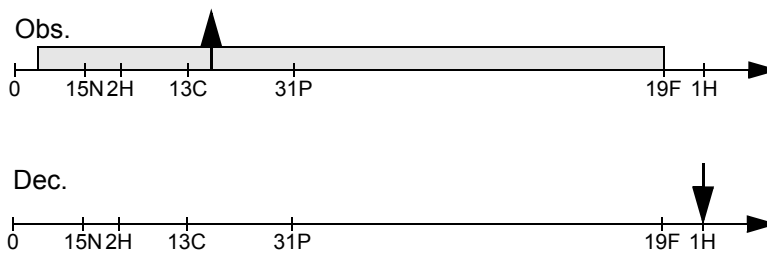
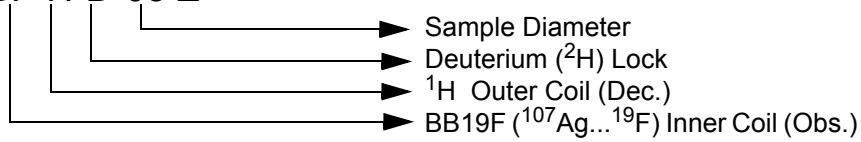
Table 1.20. Required Filters for PH BBO BB-H-D

Channel (Obs./Dec.)	Preamplifier Module Type	Required Filters
Observe Path X-BB Preamplifier	HPPR/2 XBB19F 2HS MODULE 200-250, 500-700 	0-31P-LP (19F-3H) 
	HPPR/2 XBB31P 2HS MODULE 750-1000 	-
	AQS XBB19F 2HS PREAMP 300-400 	-
	HPPR/2 XBB19F 2HS MODULE 300-400 	-
Decoupling Path 1H Preamplifier	HPPR/2 1H HPLNA MODULE 200-1000 	-
	HPPR/2 1H MODULE 200-250 	-
	HPPR/2 1H LNA MODULE 500-900 	-
	AQS 1H2H PREAMP 300-400 	-
	HPPR/2 1H2H MODULE 300-400 	-

1H Observe / X Decoupling might be possible with this configuration.















Example:

PA BBO BBF-H-D-05 Z



Required Filters:

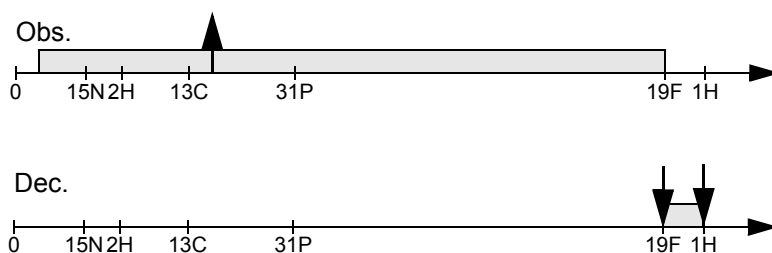
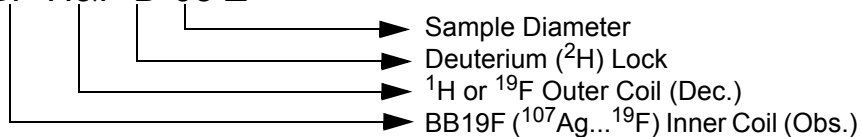
Table 1.21. Required Filters for PH BBO BBF-H

Channel (Obs./Dec.)	Preamplifier Module Type	Required Filters
Observe Path X-BB Preamplifier	HPPR/2 XBB19F 2HS MODULE 200-250, 500-700 	0-31P, 19F-LP (1H)  0-31P-LP (19F-3H) ^a 
	HPPR/2 XBB31P 2HS MODULE 750-1000 	19F observe not possible
	AQS XBB19F 2HS PREAMP 300-400 	_b
	HPPR/2 XBB19F 2HS MODULE 300-400 	-
Decoupling Path 1H Preamplifier	HPPR/2 1H HPLNA MODULE 200-1000 	1H-Pass / 19F-Stop 
	HPPR/2 1H MODULE 200-250 	1H-Pass / 19F-Stop 
	HPPR/2 1H LNA MODULE 500-900 	1H-Pass / 19F-Stop 
	AQS 1H2H PREAMP 300-400 	-
	HPPR/2 1H2H MODULE 300-400 	-

a This filter is only necessary for 13C decoupling and must be removed for 19F decoupling or observe
 b only for ECL <=1 Filter 0-31P, 19F-LP(1H) is required

Example:















PA BBO BBF-H&F-D-05 Z



Depending on the decoupling nucleus, different filter configurations are required.

Required Filters:

Table 1.22. Required Filters for PH BBO BBF-H&F for Experiments with 1H Decoupling









Channel (Obs./Dec.)	Preamplifier Module Type	Required Filters
Observe Path X-BB Preamplifier	HPPR/2 XBB19F 2HS MODULE 200-250, 500-700 	0-31P, 19F-LP (1H)  0-31P-LP (19F-3H) ^a 
	HPPR/2 XBB31P 2HS MODULE 750-1000 	19F observe not possible
	AQS XBB19F 2HS PREAMP 300-400 	_b
	HPPR/2 XBB19F 2HS MODULE 300-400 	-
Decoupling Path 1H Preamplifier	HPPR/2 1H HPLNA MODULE 200-1000 	1H-Pass / 19F-Stop 
	HPPR/2 1H MODULE 200-250 	1H-Pass / 19F-Stop 
	HPPR/2 1H LNA MODULE 500-900 	1H-Pass / 19F-Stop 
	AQS 1H2H PREAMP 300-400 	-
	HPPR/2 1H2H MODULE 300-400 	-

a This filter is only necessary for 13C decoupling and must be removed for 19F decoupling or observe

b only for ECL <=1 Filter 0-31P, 19F-LP(1H) is required

Filter Configurations for HR NMR and HR MAS

Table 1.23. Required Filters for PH BBO BBF-H&F for Experiments with ¹⁹F Decoupling and 107Ag-³¹P Observe

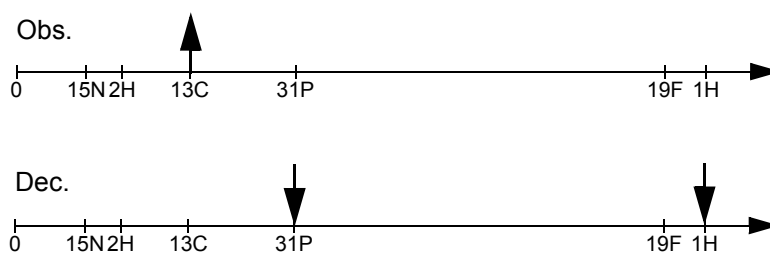
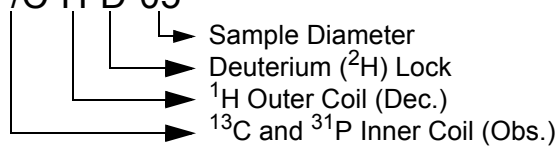
Channel (Obs./Dec.)	Preamplifier Module Type	Required Filters
Observe Path X-BB Preamplifier	HPPR/2 XBB19F 2HS MODULE 200-250, 500-700 	0-31P-LP (19F-3H) 
	HPPR/2 XBB31P 2HS MODULE 750-1000 	-
	AQS XBB19F 2HS PREAMP 300-400 	0-31P-LP (19F-3H) 
	HPPR/2 XBB19F 2HS MODULE 300-400 	0-31P-LP (19F-3H) 
Decoupling Path	no preamplifier (1H preamplifier must be bypassed for ¹⁹ F decoupling)	19F-BANDPASS 

TXO (Triple X-Nuclei Observe)

1.15

Example:

PH TXO P/C-H-D-05



Filter Configurations for HR NMR and HR MAS

Required Filters:

Table 1.24. Required Filters for PH TXO X/Y-H-D (without 19F)














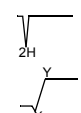























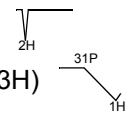








Channel (Obs./Dec.)	Preamplifier Module Type	Required Filters
Observe Path X-BB Preamplifier	HPPR/2 XBB19F 2HS MODULE 200-250, 500-700 	X-Pass / Y-Stop 
	HPPR/2 XBB31P 2HS MODULE 750-1000 	X-Pass / Y-Stop 
	AQS XBB19F 2HS PREAMP 300-400 	X-Pass / Y-Stop 
	HPPR/2 XBB19F 2HS MODULE 300-400 	X-Pass / Y-Stop 
Decoupling Path 1H Preamplifier	HPPR/2 1H HPLNA MODULE 200-1000 	-
	HPPR/2 1H MODULE 200-250 	-
	HPPR/2 1H LNA MODULE 500-900 	-
	AQS 1H2H PREAMP 300-400 	-
	HPPR/2 1H2H MODULE 300-400 	-
Decoupling Path Y	-no Preamplifier	2H Stop Y-Pass / X-Stop 
	HPPR/2 XBB19F 2HS MODULE 200-250 500-700 	Y-Pass / X-Stop 
	HPPR/2 XBB31P 2HS MODULE 750-900 	Y-Pass / X-Stop 
	AQS XBB19F 2HS PREAMP 300-400 	Y-Pass / X-Stop 
	HPPR/2 XBB19F 2HS MODULE 300-400 	Y-Pass / X-Stop 



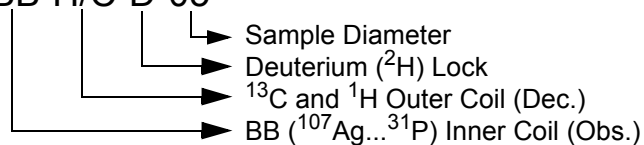
Table 1.25. Required Filters for PH TXO F/Y-H-D (with X=19F)

Channel (Obs./Dec.)	Preamplifier Module Type	Required Filters
Observe Path X-BB Preamplifier	HPPR/2 XBB19F 2HS MODULE 200-250, 500-700 	19F Bandpass 
	HPPR/2 XBB31P 2HS MODULE 750-1000 	-not possible
	AQS XBB19F 2HS PREAMP 300-400 	19F Bandpass 
	HPPR/2 XBB19F 2HS MODULE 300-400 	19F Bandpass 
Decoupling Path 1H Preamplifier	HPPR/2 1H HPLNA MODULE 200-1000 	1H-Pass / 19F-Stop 
	HPPR/2 1H MODULE 200-250 	1H-Pass / 19F-Stop 
	HPPR/2 1H LNA MODULE 500-900 	1H-Pass / 19F-Stop 
	AQS 1H2H PREAMP 300-400 	-
	HPPR/2 1H2H MODULE 300-400 	-
Decoupling Path Y	no Preamplifier	2H-Stop  0-31P-LP (19F-3H) 
	HPPR/2 XBB19F 2HS MODULE 200-250, 500-700 	0-31P-LP (19F-3H) 
	HPPR/2 XBB31P 2HS MODULE 750-1000 	-
	AQS XBB19F 2HS PREAMP 300-400 	0-31P-LP (19F-3H) 
	HPPR/2 XBB19F 2HS MODULE 300-400 	0-31P-LP (19F-3H) 

Y Observe, 19F and 1H Decoupling might be possible with this configuration.

Example:

PH TBO BB-H/C-D-05



Required Filters:



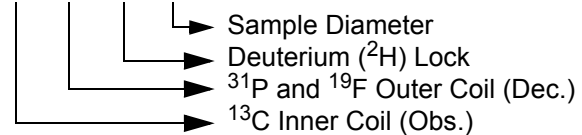
Please contact the nearest Bruker head office for TBO filter requirements.

TXD (Triple X-Nuclei Double Decoupling)

1.17

Example:
























PH TXD C-F/P-D-05



Filter Configurations for HR NMR and HR MAS




















Required Filters:

Table 1.26. Required Filters for PH TXD X-H/Y-D

Channel (Obs./Dec.)	Preamplifier Module Type	Required Filters
Observe Path X-BB Preamplifier	HPPR/2 XBB19F 2HS MODULE 200-250, 500-700 	X-Pass / Y-Stop 
	HPPR/2 XBB31P 2HS MODULE 750-1000 	X-Pass / Y-Stop 
	AQS XBB19F 2HS PREAMP 300-400 	X-Pass / Y-Stop 
	HPPR/2 XBB19F 2HS MODULE 300-400 	X-Pass / Y-Stop 
Decoupling Path 1H Preamplifier	HPPR/2 1H HPLNA MODULE 200-1000 	-
	HPPR/2 1H MODULE 200-250 	-
	HPPR/2 1H LNA MODULE 500-900 	-
	AQS 1H2H PREAMP 300-400 	-
	HPPR/2 1H2H MODULE 300-400 	-
Decoupling Path Y	no Preamplifier	2H Stop  Y-Pass / X-Stop 
	HPPR/2 XBB19F 2HS MODULE 200-250, 500-700 	Y-Pass / X-Stop 
	HPPR/2 XBB31P 2HS MODULE 750-1000 	Y-Pass / X-Stop 
	AQS XBB19F 2HS PREAMP 300-400 	Y-Pass / X-Stop 
	HPPR/2 XBB19F 2HS MODULE 300-400 	Y-Pass / X-Stop 














TXD (Triple X-Nuclei Double Decoupling)

Table 1.27. Required Filters for PH TXD X-F/Z-D

Channel (Obs./Dec.)	Preamplifier Module Type	Required Filters
Observe Path X-BB Preamplifier	HPPR/2 XBB19F 2HS MODULE 200-250, 500-700 	X-Pass / Y-Stop 
	HPPR/2 XBB31P 2HS MODULE 750-1000 	X-Pass / Y-Stop 
	AQS XBB19F 2HS PREAMP 300-400 	X-Pass / Y-Stop 
	HPPR/2 XBB19F 2HS MODULE 300-400 	X-Pass / Y-Stop 
Decoupling Path Y (19F)	no preamplifier or some X preamplifier	19F Bandpass 
Decoupling Path Z	no preamplifier	2H Stop  Z-Pass / X-Stop 
	HPPR/2 XBB19F 2HS MODULE 200-250, 500-700 	Z-Pass / X-Stop 
	HPPR/2 XBB31P 2HS MODULE 750-1000 	Z-Pass / X-Stop 
	AQS XBB19F 2HS PREAMP 300-400 	Z-Pass / X-Stop 
	HPPR/2 XBB19F 2HS MODULE 300-400 	Z-Pass / X-Stop 

Filter Configurations for HR NMR and HR MAS

Table 1.28. Required Filters for PH TXD X-H/F-D

Channel (Obs./Dec.)	Preamplifier Module Type	Required Filters
Observe Path X-BB Preamplifier	HPPR/2 XBB19F 2HS MODULE 200-250, 500-700 	0-31P-LP (19F-3H) 
	HPPR/2 XBB31P 2HS MODULE 750-1000 	-
	AQS XBB19F 2HS PREAMP 300-400 	0-31P-LP (19F-3H) 
	HPPR/2 XBB19F 2HS MODULE 300-400 	0-31P-LP (19F-3H) 
Decoupling Path 1H Preamplifier	HPPR/2 1H HPLNA MODULE 200-1000 	-
	HPPR/2 1H MODULE 200-250 	-
	HPPR/2 1H LNA MODULE 500-900 	-
	AQS 1H2H PREAMP 300-400 	-
	HPPR/2 1H2H MODULE 300-400 	-
Decoupling Path Y (19F)	no preamplifier or some X preamplifier	19F Bandpass 

Available Filters (November 2008)

2

Z102659 FILTER 85 0-31P,19F-LP (1H)
Z41044 FILTER BIOSPEC- 85 1H+19F PASS

Z00113 FILTER 100 2H STOP
Z14345 FILTER 100 0-31P,19F-LP (1H)
Z002044 FILTER BIOSPEC-100 1H+19F PASS

Z9214 FILTER BIOSPEC-125 1H+19F PASS
Z14903 FILTER 125 0-31P,19F-LP (1H)

Z002054 FILTER BIOSPEC-200 1H+19F PASS
Z13381 FILTER 200 1H-BANDPASS
Z13281 FILTER 200 1H-PASS / 19F-STOP
Z00114 FILTER 200 2H STOP
Z13742 FILTER 200 2H-PASS / 13C-STOP
Z13327 FILTER 200 0-31P,19F-LP (1H)
Z14329 FILTER 200 0-31P-LP (19F-3H)
Z13088 FILTER 200 11B-PASS / 13C-STOP
Z41000 FILTER 200 11B-PASS / 31P-STOP
Z13087 FILTER 200 13C-PASS / 11B-STOP
Z13083 FILTER 200 13C-PASS / 2H-STOP
Z6842 FILTER 200 13C-PASS / 31P-STOP
Z13908 FILTER 200 19F-BANDPASS
Z12967 FILTER 200 23NA-PASS /31P-STOP
Z13015 FILTER 200 27AL-PASS /31P-STOP
Z41001 FILTER 200 31P-PASS / 11B-STOP
Z6843 FILTER 200 31P-PASS / 13C-STOP
Z12968 FILTER 200 31P-PASS /23NA-STOP

Z13382 FILTER 250 1H-BANDPASS
Z13279 FILTER 250 1H-PASS / 19F-STOP

Available Filters (November 2008)

Z00115 FILTER 250 2H STOP
Z13439 FILTER 250 3H-PASS / 1H-STOP
Z13328 FILTER 250 0-31P,19F-LP (1H)
Z14330 FILTER 250 0-31P-LP (19F-3H)
Z12810 FILTER 250 103RH-PASS/31P-STOP
Z9146 FILTER 250 13C-PASS / 2H-STOP
Z6818 FILTER 250 13C-PASS / 31P-STOP
Z13375 FILTER 250 14N-PASS/195PT-STOP
Z42386 FILTER 250 15N-PASS / 2H-STOP
Z13376 FILTER 250 195PT-PASS/14N-STOP
Z13902 FILTER 250 19F-BANDPASS
Z110651 FILTER 250 1H-HP(0-13C)
Z9774 FILTER 250 205TL-PASS/ 1H-STOP
Z6819 FILTER 250 31P-PASS / 13C-STOP
Z12811 FILTER 250 31P-PASS/103RH-STOP

Z002084 FILTER BIOSPEC-300 1H+19F PASS
Z13383 FILTER 300 1H-BANDPASS
Z13763 FILTER 300 1H-LP (3H)
Z13270 FILTER 300 1H-PASS / 19F-STOP
Z00116 FILTER 300 2H STOP
Z9327 FILTER 300 2H-PASS / 13C-STOP
Z9330 FILTER 300 2H-PASS / 15N-STOP
Z7781 FILTER 300 2H-PASS / 19F-STOP
Z13764 FILTER 300 3H-HP (1H)
Z13329 FILTER 300 0-31P,19F-LP (1H)
Z14331 FILTER 300 0-31P-LP (19F-3H)
Z13029 FILTER 300 119SN-P 13C-29SI-ST
Z8742 FILTER 300 119SN-PASS/31P-STOP
Z9229 FILTER 300 11B-PASS / 31P-STOP
Z13972 FILTER 300 13C-BP (0-SI,11B-H)
Z9328 FILTER 300 13C-PASS / 2H-STOP
Z12853 FILTER 300 13C-PASS / 14N-STOP
Z8955 FILTER 300 13C-PASS / 15N-STOP
Z6845 FILTER 300 13C-PASS / 31P-STOP
Z9329 FILTER 300 15N-PASS / 2H-STOP
Z8954 FILTER 300 15N-PASS / 13C-STOP

Z13773 FILTER 300 19F-BANDPASS
Z42428 FILTER 300 27A-PASS / 31P-STOP
Z15174 FILTER 300 31P-BP(0-11B,19F-H)
Z9228 FILTER 300 31P-PASS / 11B-STOP
Z6844 FILTER 300 31P-PASS / 13C-STOP
Z42427 FILTER 300 31P-PASS / 27A-STOP
Z8741 FILTER 300 31P-PASS /119S-STOP
Z13373 FILTER 300 31P-PASS/195PT-STOP
Z9244 FILTER 300 6LI-PASS / 2H-STOP
Z7779 FILTER 300 6LI-PASS / 15N-STOP
Z102690 FILTER 300 7LI - 1H-HP (13C)
Z9384 FILTER 300 LDA/4-TRAFO 13C/31P

Z13384 FILTER 360 1H-BANDPASS
Z13284 FILTER 360 1H-PASS / 19F-STOP
Z00117 FILTER 360 2H STOP
Z13330 FILTER 360 0-31P,19F-LP (1H)
Z14332 FILTER 360 0-31P-LP (19F-3H)
Z42364 FILTER 360 13C-PASS / 2H-STOP
Z8829 FILTER 360 13C-PASS / 15N-STOP
Z6828 FILTER 360 13C-PASS / 31P-STOP
Z42363 FILTER 360 15N-PASS / 2H-STOP
Z8830 FILTER 360 15N-PASS / 13C-STOP
Z13903 FILTER 360 19F-BANDPASS
Z6829 FILTER 360 31P-PASS / 13C-STOP
Z41153 FILTER 360 LDA/4-TRAFO 13C/31P

Z13385 FILTER 400 1H-BANDPASS
Z13271 FILTER 400 1H-PASS / 19F-STOP
Z6850 FILTER 400 1H-PASS/205TL-STOP
Z00118 FILTER 400 2H STOP
Z9032 FILTER 400 2H-PASS / 13C-STOP
Z9093 FILTER 400 2H-PASS / 15N-STOP
Z12805 FILTER 400 2H-PASS / 171YB-ST
Z5785 FILTER 400 2H-PASS / 31P-STOP
Z14181 FILTER 400 3H-HP (1H)
Z104117 FILTER 400 0-13C LP (119SN)

Available Filters (November 2008)

Z13331 FILTER 400 0-31P,19F-LP (1H)
Z14333 FILTER 400 0-31P-LP (19F-3H)
Z13148 FILTER 400 10B-PASS / 11B-STOP
Z104116 FILTER 400 119SN BP(0-24NA,19F-1H)
Z14324 FILTER 400 11B-BP (0-23NA,P-H)
Z13149 FILTER 400 11B-PASS / 10B-STOP
Z14107 FILTER 400 13C-BP (0-SI,11B-H)
Z9095 FILTER 400 13C-PASS / 2H-STOP
Z13432 FILTER 400 13C-PASS / 11B-STOP
Z8831 FILTER 400 13C-PASS / 15N-STOP
Z6841 FILTER 400 13C-PASS / 31P-STOP
Z9094 FILTER 400 15N-PASS / 2H-STOP
Z8832 FILTER 400 15N-PASS / 13C-STOP
Z12806 FILTER 400 171YB-PASS / 2H-STOP
Z104194 FILTER 400 19F-1H HP(0-31P)
Z13774 FILTER 400 19F-BANDPASS
Z14180 FILTER 400 1H-LP (3H)
Z6849 FILTER 400 205TL-PASS/ 1H-STOP
Z13202 FILTER 400 23NA-PASS /31P-STOP
Z13322 FILTER 400 27AL-PASS /31P-STOP
Z15309 FILTER 400 29SI-BP(0-2H,13C-H)
Z13976 FILTER 400 31P-BP(0-11B,19F-H)
Z6840 FILTER 400 31P-PASS / 13C-STOP
Z13323 FILTER 400 31P-PASS /27AL-STOP
Z7785 FILTER 400 57FE PASS / 1H-STOP
Z42408 FILTER 400 6LI-PASS / 2H-STOP
Z13017 FILTER 400 LDA/4-TRAFO 13C/31P

Z13794 FILTER 500 1H-LP (3H)
Z13272 FILTER 500 1H-PASS / 19F-STOP
Z00119 FILTER 500 2H STOP
Z9031 FILTER 500 2H-PASS / 13C-STOP
Z9033 FILTER 500 2H-PASS / 15N-STOP
Z4637 FILTER 500 2H-PASS / 31P-STOP
Z13795 FILTER 500 3H-HP (1H)
Z102949 FILTER 500 0-13C LP (119SN)
Z13332 FILTER 500 0-31P,19F-LP (1H)

Z14334 FILTER 500 0-31P-LP (19F-3H)
 Z14299 FILTER 500 117SN-LP (119SN)
 Z14300 FILTER 500 119SN-HP (117SN)
 Z13114 FILTER 500 11B-PASS / 13C-STOP
 Z14067 FILTER 500 13C-BP (0-SI,11B-H)
 Z8917 FILTER 500 13C-PASS / 2H-STOP
 Z13113 FILTER 500 13C-PASS / 11B-STOP
 Z8745 FILTER 500 13C-PASS / 15N-STOP
 Z6807 FILTER 500 13C-PASS / 31P-STOP
 Z42638 FILTER 500 13C-PASS /203TL-STP
 Z8916 FILTER 500 15N-NR(2H,F-H)
 Z8744 FILTER 500 15N-PASS / 13C-STOP
 Z13597 FILTER 500 19F-BANDPASS
 Z12866 FILTER 500 19F-PASS / 31P-STOP
 Z13346 FILTER 500 19F-PASS /205TL-STP
 Z42639 FILTER 500 203T-PASS / 13C-STP
 Z13345 FILTER 500 205TL-PASS /19F-STP
 Z104159 FILTER 500 31P-1H HP(13C)
 Z14071 FILTER 500 31P-BP(0-11B,19F-H)
 Z14973 FILTER 500 31P-HP (2H)
 Z6808 FILTER 500 31P-PASS / 13C-STOP
 Z13145 FILTER 500 31P-PASS/29SI-STOP

 Z14042 FILTER 600 1H-LP (3H)
 Z13273 FILTER 600 1H-PASS / 19F-STOP
 Z6685 FILTER 600 2H STOP
 Z9087 FILTER 600 2H-PASS / 13C-STOP
 Z9089 FILTER 600 2H-PASS / 15N-STOP
 Z8753 FILTER 600 2H-PASS / 19F-STOP
 Z14260 FILTER 600 3H-HP (1H)
 Z13333 FILTER 600 0-31P,19F-LP (1H)
 Z14335 FILTER 600 0-31P-LP (19F-3H)
 Z100315 FILTER 600 101RU-LP (15N-H)
 Z14631 FILTER 600 13C-BP(0-SI,11B-H)
 Z9086 FILTER 600 13C-PASS / 2H-STOP
 Z4132 FILTER 600 13C-PASS / 15N-STOP
 Z6901 FILTER 600 13C-PASS / 31P-STOP

Available Filters (November 2008)

Z9088 FILTER 600 15N-NR(2H,F-H)
Z4131 FILTER 600 15N-PASS / 13C-STOP
Z13904 FILTER 600 19F-BANDPASS
Z14632 FILTER 600 31P-BP(0-11B,19F-H)
Z15088 FILTER 600 31P-HP (2H)
Z6900 FILTER 600 31P-PASS / 13C-STOP

Z13900 FILTER 700 1H-BANDPASS
Z14841 FILTER 700 0-13C-LP (31P)
Z13501 FILTER 700 0-31P-LP (19F-3H)
Z14711 FILTER 700 13C-1H-HP(15N)
Z15283 FILTER 700 13C-BP (0-29SI,P-H)
Z13500 FILTER 700 13C-PASS / 2H-STOP
Z13498 FILTER 700 15N-NR(2H,F-H)
Z13905 FILTER 700 19F-BANDPASS
Z14993 FILTER 700 19F-BP (0-31P,1H)
Z14842 FILTER 700 31P-1H-HP (2H)
Z15105 FILTER 700 31P-BP(0-11B,19F-H)

Z12935 FILTER 750 2H STOP
Z13099 FILTER 750 2H-PASS / 15N-STOP
Z14336 FILTER 750 0-31P-LP (19F-3H)
Z14216 FILTER 750 13C-BP (0-29SI,P-H)
Z41122 FILTER 750 13C-PASS / 2H-STOP
Z12864 FILTER 750 13C-PASS / 15N-STOP
Z12812 FILTER 750 13C-PASS / 31P-STOP
Z41123 FILTER 750 15N-NR(2H,F-H)
Z12865 FILTER 750 15N-PASS / 13C-STOP
Z13906 FILTER 750 19F-BANDPASS
Z15033 FILTER 750 31P-1H HP(2H)
Z12813 FILTER 750 31P-PASS / 13C-STOP

Z7839 FILTER 800 2H-PASS / 15N-STOP
Z13936 FILTER 800 0-13C LP (31P)
Z13937 FILTER 800 0-31P-LP (19F-3H)
Z103187 FILTER 800 13C-BP(0-Si,11B-H)
Z7837 FILTER 800 13C-PASS / 2H-STOP

Z7838 FILTER 800 15N-NR(2H,F-H)
Z13909 FILTER 800 19F-BANDPASS
Z13288 FILTER 800 1H-BP (0-31P,19F)
Z13938 FILTER 800 31P-1H HP (2H)
Z103105 FILTER 800 31P-BP(0-11B, 19F-1H)

Z104178 FILTER 850 0-31P-LP (19F-3H)

Z13901 FILTER 900 1H-BANDPASS
Z14645 FILTER 900 0-13C-LP (31P)
Z14123 FILTER 900 0-31P-LP (19F-3H)
Z13550 FILTER 900 13C-1H-HP (2H)
Z13551 FILTER 900 15N-NR(2H,F-H)
Z13907 FILTER 900 19F-BANDPASS
Z103107 FILTER 900 31P-BP(0-11B, 19F-1H)

Z106115 FILTER 950 0-31P-LP (19F-3H)
Z106131 FILTER 950 13C-1H-HP (2H)
Z106130 FILTER 950 15N-NR(2H,F-H)

Z109597 FILTER 1000 0-31P-LP (19F-3H)
Z109596 FILTER 1000 13C-1H-HP (2H)
Z109595 FILTER 1000 15N-NR(2H,F-H)

Tables

Contents	3
Index	5
1 Filter Configurations for HR NMR and HR MAS	7
Table 1.1. Currently used preamplifiers for 1H (HR)	9
Table 1.2. Currently used preamplifiers for X (HR)	9
Table 1.3. Required Filters for PH SEI H-C-D	12
Table 1.4. Required Filters for PH SEI H-F-D	13
Table 1.5. Required Filters for PH BBI H-BB-D	15
Table 1.6. Required Filters for PH TXI H-C/N-D	17
Table 1.7. Required Filters for PH TXI H-C/P-D	18
Table 1.8. Required Filters for PH TBI H-C/BB-D	20
Table 1.9. Required Filters for PH QXI H/P-C/N-D	22
Table 1.10. Required Filters for PH QXI H/F-C/N-D	23
Table 1.11. Required Filters for PH QNI H-P/C/N-D	25
Table 1.12. Required Filters for PH QNI H-F/P/C -D	26
Table 1.13. Required Filters for PH SEX C-H-D	28
Table 1.14. Required Filters for PH SEX 3H-H-D	29
Table 1.15. Required Filters for PH SEX 2H-H-F	29
Table 1.16. Filters for PH SEX X-H-D (x=all X-nuclei except 2H, 3H, 13C) 30	
Table 1.17. Required Filters for PH SEF F-H-D	32
Table 1.18. Required Filters for PH QNP P/C/N-H-D	34
Table 1.19. Required Filters for PH QNP F/P/C -H-D	35
Table 1.20. Required Filters for PH BBO BB-H-D	37
Table 1.21. Required Filters for PH BBO BBF-H	39
Table 1.22. Required Filters for PH BBO BBF-H&F for Experiments with 1H Decoupling 41	
Table 1.23. Required Filters for PH BBO BBF-H&F for Experiments with 19F Decoupling and 107Ag-31P Observe 42	
Table 1.24. Required Filters for PH TXO X/Y-H-D (without 19F)	44
Table 1.25. Required Filters for PH TXO F/Y-H-D (with X=19F)	45
Table 1.26. Required Filters for PH TXD X-H/Y-D	48
Table 1.27. Required Filters for PH TXD X-F/Z-D	49
Table 1.28. Required Filters for PH TXD X-H/F-D	50
2 Available Filters (November 2008)	51
Tables	59



End of Document

Bruker BioSpin your solution partner

Bruker BioSpin provides a world class, market-leading range of analysis solutions for your life and materials science needs.

● **Bruker BioSpin Group**

info@bruker-biospin.com
www.bruker-biospin.com