

# **Filter Configurations**

**for High Resolution NMR**

**Version 002**

---

**BRUKER**

---

The information in this manual may be altered without notice.

BRUKER accepts no responsibility for actions taken as a result of use of this manual. BRUKER accepts no liability for any mistakes contained in the manual, leading to coincidental damage, whether during installation or operation of the instrument. Unauthorised reproduction of manual contents, without written permission from the publishers, or translation into another language, either in full or in part, is forbidden.

This manual was written by

Arthur Schwilch

© March 9, 2000: Bruker AG

Fällanden, Switzerland

P/N: Z31430

DWG-Nr: 1140002

# Contents

	<b>Contents .....</b>	<b>3</b>
	<b>Index .....</b>	<b>5</b>
<b>1</b>	<b>Filter Configurations .....</b>	<b>7</b>
1.1	Introduction .....	7
	MAS Filters .....	8
1.2	SEI (Selective Inverse) .....	10
1.3	BBI (Broad Band Inverse) .....	12
1.4	TXI (Triple X-Nuclei Inverse) .....	13
1.5	TBI (Triple Broad Band Inverse) .....	15
1.6	QXI (Quattro X-Nuclei Inverse) .....	16
1.7	SEX, Dual (Selective X-Nuclei) .....	17
1.8	SEF (Selective <sup>19</sup> F) .....	19
1.9	QNP (Quattro Nuclei Probe) .....	20
1.10	BBO (Broad Band Observe) .....	22
1.11	TXO (Triple X-Nuclei Observe) .....	23
1.12	TBO (Triple Broad Band Observe) .....	25
1.13	TXD (Triple X-Nuclei Double Decoupling) .....	26
1.14	Filter Requirements Questionnaire .....	28
1.15	Available Filters (January 2000) .....	29
	<b>Tables .....</b>	<b>37</b>



# Index

## **B**

BBI (Broad Band Inverse) .....	12
BBI H-BB-D .....	12
BBO (Broad Band Observe).....	22

## **C**

CP MAS .....	8
CRP modules .....	8

## **D**

Dual (Selective X-Nuclei) .....	17
---------------------------------	----

## **F**

filter nomenclature.....	8
--------------------------	---

## **M**

MAS Filters.....	8
------------------	---

## **Q**

QNP (Quattro Nuclei Probe) .....	20
QNP P/C/N-H-D .....	20 – 22
QXI (Quattro X-Nuclei Inverse) .....	16
QXI H/P-C/N-D.....	16

## **S**

SEF (Selective 19F) .....	19
SEI (Selective Inverse).....	10
SEI H-C-D .....	10
SEI H-F-D.....	11
SEX 2H-H-F .....	18
SEX 3H-H-D.....	18
SEX C-H-D.....	17, 19
SEX X-H-D .....	18
SEX, Dual (Selective X-Nuclei) .....	17


**T**

TBI (Triple Broadband Inverse).....	15
TBI H-C/BB-D.....	15
TBO (Triple Broadband Observe) .....	25
TXD (Triple X-Nuclei Double Decoupling).....	26
TXD X-F/Z .....	27
TXD X-H/F.....	27
TXD X-H/Y .....	26
TXI (Triple X-Nuclei Inverse) .....	13
TXI H-C/N-D.....	13
TXI H-C/P-D.....	14
TXO (Triple X-Nuclei Observe) .....	23
TXO F/Y-H-D.....	24
TXO X/Y-H-D .....	23

# Filter Configurations

# 1

Figure 1.1. High Resolution NMR Filters and Filtercomponents



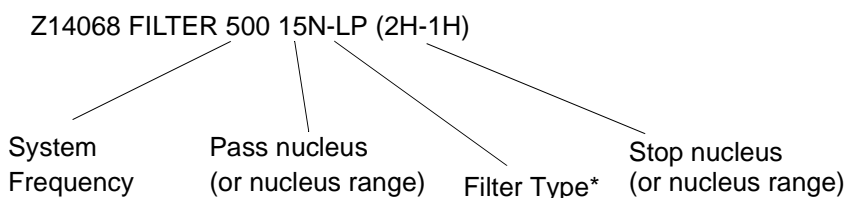
## Introduction

## 1.1

- The following chapter helps to select the necessary filter type dependent on the preamplifier and the probe.
- System orders with multiple probes require only the combined minimum set of filters.
- Only standard operation is guaranteed with the recommended filter configuration. Non-standard operation (observe on outer coil and decoupling on inner coil) may also be possible with the recommended filter configuration.

## Filter Configurations

- With individual probe orders the current configuration at the customer's labs should be obtained to avoid ordering filters which are already at the site.
- If your probe is not included in this list, please fill in the filter requirements questionnaire at the end of this chapter ([page 28](#)) and send it to BRUKER AG, Production Department.
- The exact order number for the corresponding magnet frequency can be taken from the „Available Filters“ list ([page 29](#)).
- No additional filters are necessary in the lock channel.
- No additional filters are necessary for HPPR CRP modules.
- All filters should be mounted on the HPPR and not on the probe
- In cause of more than one filter, the 2H stop should be mounted closer to the HPPR
- Explanation of the filter nomenclature:



\*) LP=low pass, HP= high pass, BP=band pass

- For use of outfaced filters (not mentioned in Table [page 29](#)) see previous manual versions (Z31430 Index 1).

### MAS Filters

### 1.1.1

Special filters are required for CP MAS (up 500W transmitter power). Due to high decoupling power during acquisition, harmonics of the decoupling signal must be attenuated at least 40dB to prevent saturation of the preamplifier. Other signals (spurious, noise) in the decoupling signal at the observe frequency must be attenuated at least 80dB. For those reasons a bandpass is required in the decoupling path.

MAS bandpasses have generally the specifications mentioned above, power rating is 500W (100ms, 20% duty cycle).

Nomenclature of MAS filters is pass frequency and filter type following the system frequency and stop frequency range in brackets e.g. Z14067 FILTER 500 13C-BP (0-29SI,P-H). P means 31P and H means 1H.

If 15N is the lowest used frequency, a lowpass can be used in this case e.g. Z14068 FILTER 500 15N-LP (2H-1H).

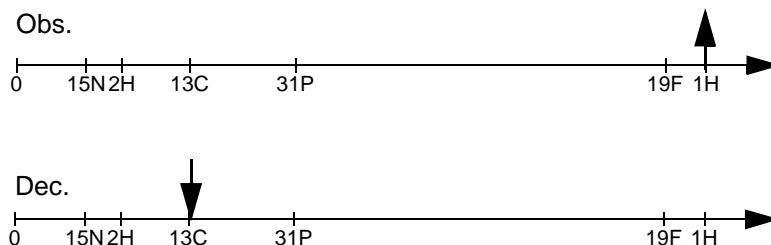
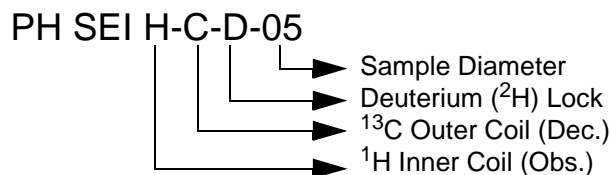
All high CP MAS compatible filters are marked with a \* in the table: **"Available Filters (January 2000)" on page 29**

For more detailed information see the corresponding EC.





**Example:**













**Required Filters:**

Table 1.1. Required Filters for PH SEI H-C-D

Channel (Obs./Dec.)	Preamplifier Module Type	Required Filters
Observe Path 1H Preamplifier	1H LNA	-
	1H Preamp	-
Decoupling Path X-BB Preamplifier	X-BB19F 2HP	0-31P-LP (19F-3H) 2H Stop
	X-BB19F 2HS	0-31P-LP (19F-3H)
	X-BB31P 2HS	-

13C Observe/ 1H Decoupling might be possible with this configuration.

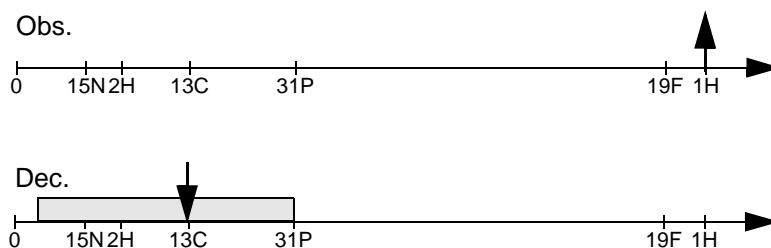
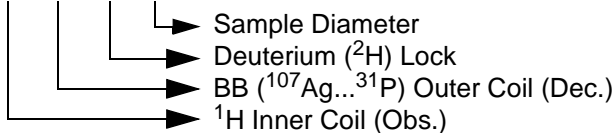
Table 1.2. Required Filters for PH SEI H-F-D

Channel (Obs./Dec.)	Preamplifier Module Type	Required Filters
Observe Path 1H Preamplifier	1H LNA 	1H-PASS / 19-F STOP 
	1H Preamp 	1H-PASS / 19-F STOP 
Decoupling Path X-BB Preamplifier	X-BB19F 2HP 	2H Stop  0-31P,19F-LP (1H) 
	X-BB19F 2HS 	0-31P,19F-LP (1H) 
	X-BB31P 2HS 	not possible

19F Observe/1H Decoupling might be possible with this configuration.









**Example:**

PH BBI H-BB-D-05



**Required Filters:**

Table 1.3. Required Filters for PH BBI H-BB-D

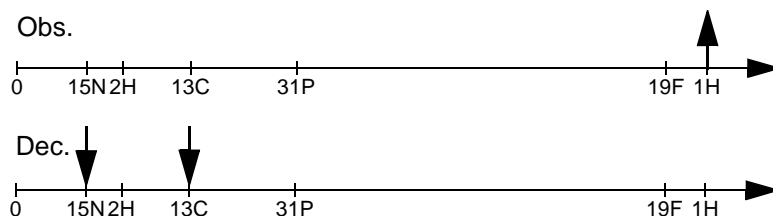
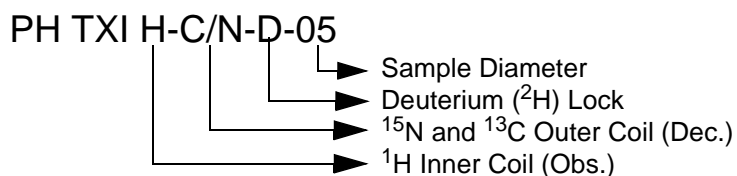
Channel (Obs./Dec.)	Preamplifier Module Type	Required Filters
Observe Path 1H Preamplifier	1H LNA 	-
	1H Preamp 	-
Decoupling Path X-BB Preamplifier	X-BB19F 2HP 	0-31P-LP (19F-3H)  2H Stop 
	X-BB19F 2HS 	0-31P-LP (19F-3H) 
	X-BB31P 2HS 	-

X Observe/ 1H Decoupling might be possible with this configuration.

TXI (Triple X-Nuclei Inverse)












1.4

**Example:**



**Required Filters:**

Table 1.4. Required Filters for PH TXI H-C/N-D












Channel (Obs./Dec.)	Preamplifier Module Type	Required Filters
Observe Path 1H Preamplifier	1H LNA 	-
	1H Preamp 	-
Decoupling Path X-BB Preamplifier 13C	X-BB19F 2HP 	0-31P-LP (19F-3H)  13C-Pass / 2H-Stop 
	X-BB19F 2HS 	0-31P-LP (19F-3H)  13C-Pass / 2H-Stop 
	X-BB31P 2HS 	13C-Pass / 2H-Stop 
Decoupling Path 15N	-	15N-Pass / 2H-Stop 

13C Observe/ 1H Decoupling might be possible with this configuration.

For 15N Observe the X-BB Preamplifier must be plugged in the 15N channel.

# Filter Configurations

Table 1.5. Required Filters for PH TXI H-C/P-D

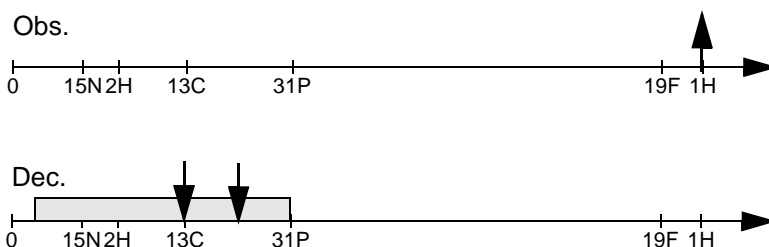
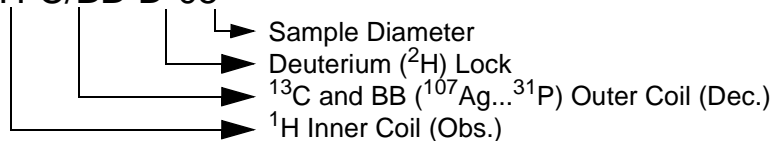
Channel (Obs./Dec.)	Preamplifier Module Type	Required Filters
Observe Path 1H Preamplifier	1H LNA 	-
	1H Preamp 	-
Decoupling Path X-BB Preamplifier 13C	X-BB19F 2HP 	13C-Pass / 31P-Stop  13C-Pass / 2H-Stop 
	X-BB19F 2HS 	13C-Pass / 31P-Stop 
	X-BB31P 2HS 	13C-Pass / 31P-Stop 
Decoupling Path 31P	-	0-31P-LP (19F-3H)  31-P-Pass / 2H-Stop 

13C Observe/ 1H Decoupling might be possible with this configuration.

For 31P Observe the X-BB Preamplifier must be plugged in the 15N channel.






**Example:**

PH TBI H-C/BB-D-05



**Required Filters:**

Table 1.6. Required Filters for PH TBI H-C/BB-D

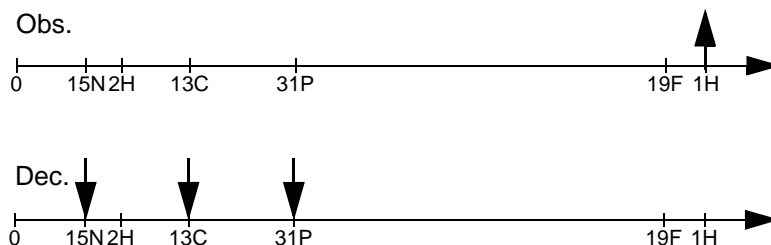
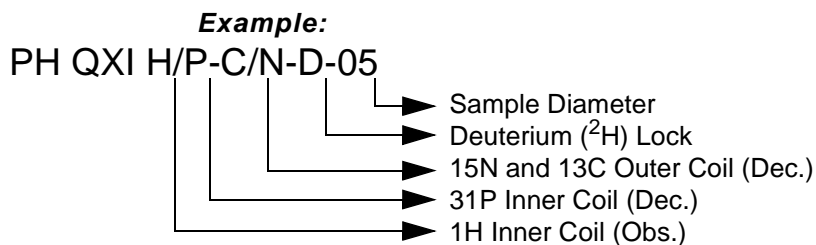
Channel (Obs./Dec.)	Preamplifier Module Type	Required Filters
Observe Path 1H Preamplifier	1H LNA 	-
	1H Preamp 	-
Decoupling Path X-BB Preamplifier 13C	X-BB19F 2HP 	a b
	X-BB19F 2HS 	a b
	X-BB31P 2HS 	a b
Decoupling Path BB	-	a b

aFor 13C and 15N decoupling filter requirements is the same as "Required Filters for PH TXLH-C/N-D" on page 13

bFor 13C and 31P decoupling filter requirements is the same as "Required Filters for PH TXLH-C/P-D" on page 14

For additional decoupling nuclei please contact the nearest local Bruker office.

13C Observe/ 1H Decoupling might be possible with this configuration.



**Required Filters:**

Table 1.7. Required Filters for PH QXI H/P-C/N-D

Channel (Obs./Dec.)	Preamplifier Module Type	Required Filters
Observe Path 1H Preamp	1H LNA	-
	1H Preamp	-
Decoupling Path X-BB Preamp 13C	X-BB19F 2HP	13C-Pass / 31P-Stop 13C-Pass / 2H-Stop
	X-BB19F 2HS	13C-Pass / 31P-Stop 13C-Pass / 2H-Stop
	X-BB31P 2HS	13C-Pass / 31P-Stop 13C-Pass / 2H-Stop
Decoupling Path 15N	-	15N-Pass / 2H-Stop
Decoupling Path 31P	-	0-31P-LP (19F-3H) 31P-Pass / 2H-Stop

13C Observe/ 1H Decoupling might be possible with this configuration.



## SEX, Dual (Selective X-Nuclei)

1.7

**Example:**

PH SEX P-H-D-05

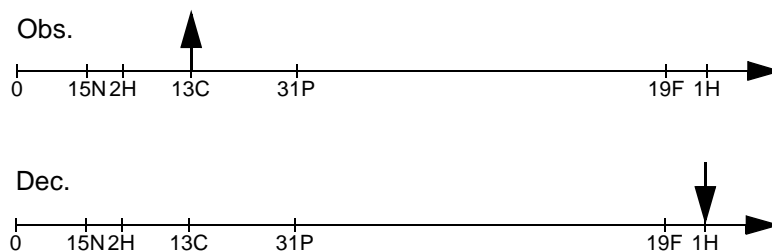
**Required Filters:**







Table 1.8. Required Filters for PH SEX C-H-D

Channel (Obs./Dec.)	Preamplifier Module Type	Required Filters
Observe Path X-BB Preamplifier 13C	X-BB19F 2HP	0-31P-LP (19F-3H) 13C-Pass / 2H-Stop
	X-BB19F 2HS	0-31P-LP (19F-3H)
	X-BB31P 2HS	-
Decoupling Path 1H Preamplifier	1H LNA	-
	1H Preamp	-

1H Observe / 13C Decoupling might be possible with this configuration.





# Filter Configurations

Table 1.9. Required Filters for PH SEX 3H-H-D

Channel (Obs./Dec.)	Preamplifier Module Type	Required Filters
Observe Path 3H Preamplifier	3H Preamp 	3H-HP(1H) 
Decoupling Path 1H Preamplifier	1H LNA 	1H-LP(3H) 
	1H Preamp 	1H-LP(3H) 







1H Observe/ 3H Decoupling might be possible with this configuration.

Table 1.10. Required Filters for PH SEX 2H-H-F

Channel (Obs./Dec.)	Preamplifier Module Type	Required Filters
Observe Path 2H Preamplifier	2H Preamp 	-
Decoupling Path 1H Preamplifier	1H LNA 	1H-Pass / 19F-Stop 
	1H Preamp 	-

1H Observe/ 2H Decoupling might be possible with this configuration.

Table 1.11. Filters for PH SEX X-H-D (x=all X-nuclei except 2H, 3H, 13C)

Channel (Obs./Dec.)	Preamplifier Module Type	Required Filters
Observe Path X-BB Preamplifier	X-BB19F 2HP 	2H-Stop 
	X-BB19F 2HS 	-
	X-BB31P 2HS 	-
Decoupling Path 1H Preamplifier	1H LNA 	-
	1H Preamp 	-

1H Observe / X Decoupling might be possible with this configuration.

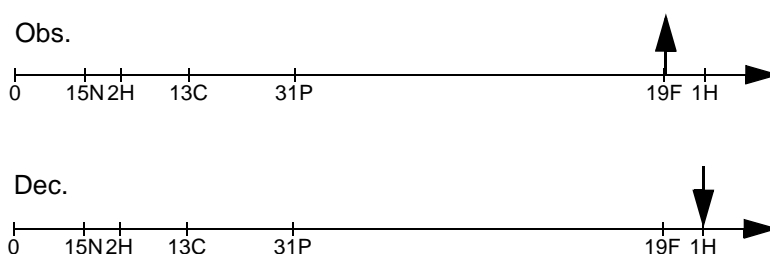
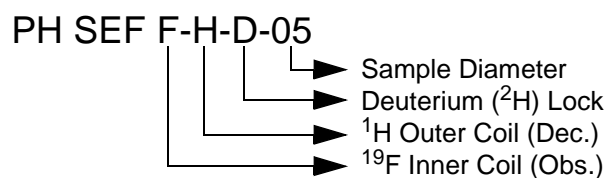
**Example:****Required Filters:**

Table 1.12. Required Filters for PH SEF F-H-D

Channel (Obs./Dec.)	Preamplifier Module Type	Required Filters
Observe Path 19F Preamplifier	19F Preamp	0-31P, 19F-LP (1H)
	X-BB19F 2HP	2H-Stop 0-31P, 19F-LP (1H)
	X-BB19F 2HS	0-31P, 19F-LP (1H)
Decoupling Path 1H Preamplifier	1H LNA	1H-PASS /19F-STOP
	1H Preamp	1H-PASS /19F-STOP

1H Observe / 19F Decoupling might be possible with this configuration.

**Example:**

PH QNP P/C/N-H-D-05

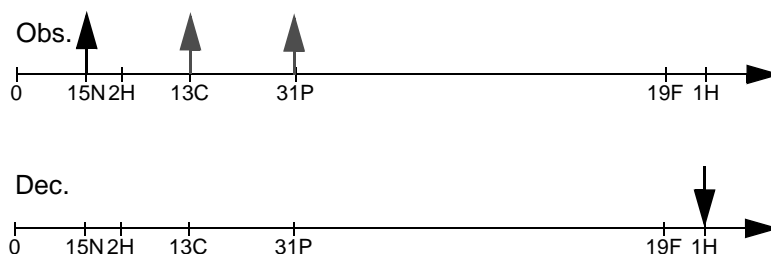
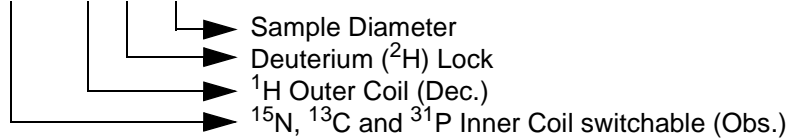














Table 1.13. Required Filters for PH QNP P/C/N-H-D

Channel (Obs./Dec.)	Preamplifier Module Type	Required Filters
Observe Path X-BB Preamplifier	X-BB19F 2HP	2H-Stop 0-31P-LP (19F-3H)
	X-BB19F 2HS	0-31P-LP (19F-3H)
	X-BB31P 2HS	-
Decoupling Path 1H Preamplifier	1H LNA	-
	1H Preamp	-

1H Observe / X Decoupling might be possible with this configuration.

Table 1.14. Required Filters for PH QNP F/P/C -H-D

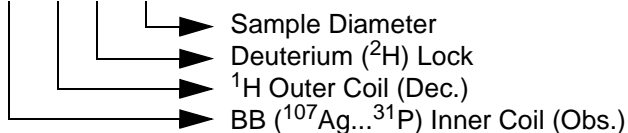
Channel (Obs./Dec.)	Preamplifier Module Type	Required Filters
Observe Path X-BB Preamplifier	X-BB19F 2HP 	2H-Stop  0-31P,19F-LP (1H)  0-31P-LP (19F-3H) <sup>a</sup> 
	X-BB19F 2HS 	0-31P,19F-LP (1H)  0-31P-LP (19F-3H) <sup>a</sup> 
	X-BB31P 2HS 	19F observe not possible
Decoupling Path 1H Preamplifier	1H LNA 	1H-Pass / 19F-Stop 
	1H Preamp 	1H-Pass / 19F-Stop 

<sup>a</sup> This filter is only necessary for 13C decoupling and must be removed for 19F decoupling or observe

1H Observe / X Decoupling might be possible with this configuration.

**Example:**

PH BBO BB-H-D-05



**Required Filters:**

Table 1.15. Required Filters for PH BBO BB-H-D

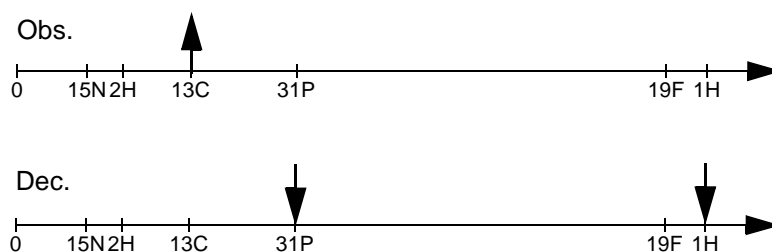
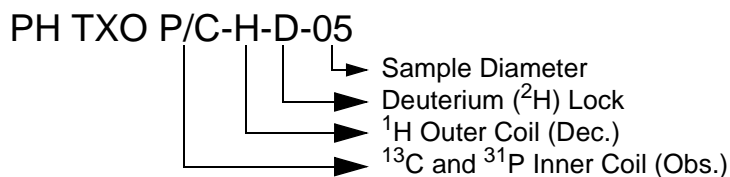
Channel (Obs./Dec.)	Preamplifier Module Type	Required Filters
Observe Path X-BB Preamplifier	X-BB19F 2HP	2H-Stop 0-31P-LP (19F-3H)
	X-BB19F 2HS	0-31P-LP (19F-3H)
	X-BB31P 2HS	-
Decoupling Path 1H Preamplifier	1H LNA	-
	1H Preamp	-

1H Observe / X Decoupling might be possible with this configuration.

TXO (Triple X-Nuclei Observe)

1.11

**Example:**



**Required Filters:**









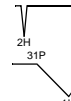
Table 1.16. Required Filters for PH TXO X/Y-H-D (without 19F)

Channel (Obs./Dec.)	Preamplifier Module Type	Required Filters
Observe Path X-BB Preamplifier	X-BB19F 2HP	2H-Stop X-Pass / Y-Stop
	X-BB19F 2HS	X-Pass / Y-Stop
	X-BB31P 2HS	X-Pass / Y-Stop
Decoupling Path 1H Preamplifier	1H LNA	-
	1H Preamp	-
Decoupling Path Y		2H Stop Y-Pass / X-Stop

Only X-Observe, Y and 1H Decoupling is possible with this configuration.

# Filter Configurations

Table 1.17. Required Filters for PH TXO F/Y-H-D (with X=19F)

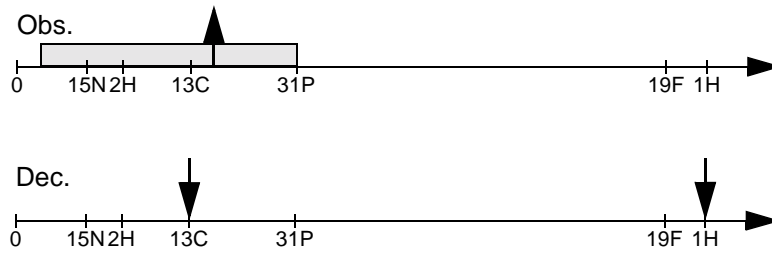
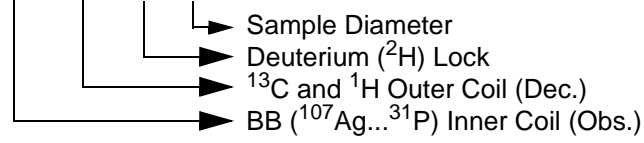
Channel (Obs./Dec.)	Preamplifier Module Type	Required Filters
Observe Path X-BB Preamplifier	X-BB19F 2HP 	19F Bandpass 
	X-BB19F 2HS 	19F Bandpass 
	X-BB31P 2HS 	-not possible
Decoupling Path 1H Preamplifier	1H LNA 	1H-Pass / 19F-Stop 
	1H Preamp 	-
Decoupling Path Y		2H-Stop 0-31P-LP (19F-3H) 

Y Observe, 19F and 1H Decoupling might be possible with this configuration.



**TBO (Triple Broad Band Observe)****1.12****Example:**

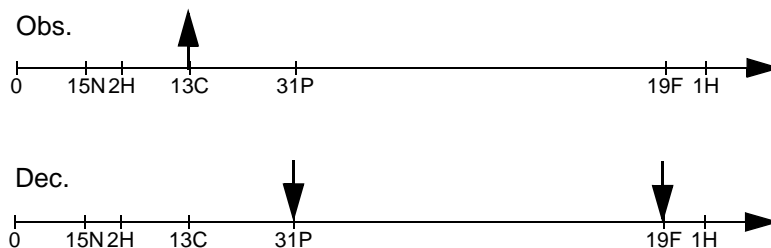
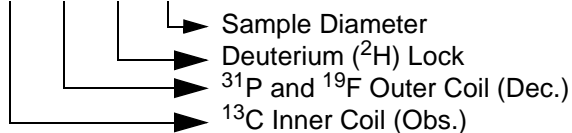
PH TBO BB-H/C-D-05

**Required Filters:**

Please contact the nearest Bruker head office for TBO filter requirements.

**Example:**

PH TXD C-F/P-D-05













**Required Filters:**










Table 1.18. Required Filters for PH TXD X-H/Y-D

Channel (Obs./Dec.)	Preamplifier Module Type	Required Filters
Observe Path X-BB Preamplifier	X-BB19F 2HP	2H-Stop X-Pass / Y-Stop
	X-BB19F 2HS	X-Pass / Y-Stop
	X-BB31P 2HS	X-Pass / Y-Stop
Decoupling Path 1H Preamplifier	1H LNA	-
	1H Preamp	-
Decoupling Path Y		2H Stop Y-Pass / X-Stop

*Table 1.19. Required Filters for PH TXD X-F/Z*

Channel (Obs./Dec.)	Preamplifier Module Type	Required Filters
Observe Path X-BB Preamplifier	X-BB19F 2HP 	2H-Stop  X-Pass / Y-Stop 
	X-BB19F 2HS 	X-Pass / Y-Stop 
	X-BB31P 2HS 	X-Pass / Y-Stop 
Decoupling Path y (19F)		19F Bandpass 
Decoupling Path Z		2H Stop  Z-Pass / X-Stop 

*Table 1.20. Required Filters for PH TXD X-H/F-D*

Channel (Obs./Dec.)	Preamplifier Module Type	Required Filters
Observe Path X-BB Preamplifier	X-BB19F 2HP 	2H-Stop  0-31P-LP (19F-3H) 
	X-BB19F 2HS 	0-31P-LP (19F-3H) 
	X-BB31P 2HS 	-
Decoupling Path 1H Preamplifier	1H LNA 	-
	1H Preamp 	-
Decoupling Path y (19F)	-	19F Bandpass 

Please fill in the following questionnaire for each probe.

(Part. Nr. / Ser. Nr.)

Bruker Order Number		
Spectrometer Type		
Probe		
Transmitter Configuration	1H	
	19F	
	X	
	Y	
	Z	
HPPR Configuration	1H	
	19F	
	XBB	
	...	
Lock	2H	
	19F	
	2H Lockswitch	
Existing Filter 1		
Existing Filter 2		
...		
...		
Experiment 1	Obs1 {Dec1}	
Experiment 2	Obs2 {Dec2}	
...		
...		

**Available Filters (January 2000)****1.15**

Z00105 FILTER 100 2H PASS  
 Z00113 FILTER 100 2H STOP  
 Z14345 FILTER 100 0-31P,19F-LP (1H)  
 Z6595 FILTER 100 BAND PASS 1H  
 Z6603 FILTER 100 LOW PASS 1H STOP  
 -----  
 Z13381 FILTER 200 1H-BANDPASS \*  
 Z13281 FILTER 200 1H-PASS / 19F-STOP  
 Z00106 FILTER 200 2H PASS  
 Z00114 FILTER 200 2H STOP  
 Z13742 FILTER 200 2H-PASS / 13C-STOP  
 Z13327 FILTER 200 0-31P,19F-LP (1H)  
 Z14329 FILTER 200 0-31P-LP (19F-3H) \*  
 Z13088 FILTER 200 11B-PASS / 13C-STOP  
 Z41000 FILTER 200 11B-PASS / 31P-STOP  
 Z13087 FILTER 200 13C-PASS / 11B-STOP  
 Z13739 FILTER 200 13C-PASS / 15N-STOP  
 Z13083 FILTER 200 13C-PASS / 2H-STOP  
 Z6842 FILTER 200 13C-PASS / 31P-STOP  
 Z13740 FILTER 200 13C-PASS /29SI-STOP  
 Z13741 FILTER 200 15N-PASS / 13C-STOP  
 Z13908 FILTER 200 19F-BANDPASS \*  
 Z12967 FILTER 200 23NA-PASS /31P-STOP  
 Z13015 FILTER 200 27AL-PASS /31P-STOP  
 Z13744 FILTER 200 29SI-PASS /11B-STOP  
 Z13743 FILTER 200 29SI-PASS /13C-STOP  
 Z41001 FILTER 200 31P-PASS / 11B-STOP  
 Z6843 FILTER 200 31P-PASS / 13C-STOP  
 Z12968 FILTER 200 31P-PASS /23NA-STOP  
 Z13111 FILTER 200 LDA/4-TRAFO 13C/31P  
 -----  
 Z13382 FILTER 250 1H-BANDPASS \*  
 Z13279 FILTER 250 1H-PASS / 19F-STOP  
 Z00107 FILTER 250 2H PASS  
 Z00115 FILTER 250 2H STOP  
 Z13439 FILTER 250 3H-PASS / 1H-STOP

## Filter Configurations

Z13328 FILTER 250 0-31P,19F-LP (1H)  
Z14330 FILTER 250 0-31P-LP (19F-3H) \*  
Z12810 FILTER 250 103RH-PASS/31P-STOP  
Z13894 FILTER 250 117SN-PASS/13C-STOP  
Z13892 FILTER 250 117SN-PASS/31P-STOP  
Z9146 FILTER 250 13C-PASS / 2H-STOP  
Z6818 FILTER 250 13C-PASS / 31P-STOP  
Z13893 FILTER 250 13C-PASS/117SN-STOP  
Z13375 FILTER 250 14N-PASS/195PT-STOP  
Z42386 FILTER 250 15N-PASS / 2H-STOP  
Z13376 FILTER 250 195PT-PASS/14N-STOP  
Z13902 FILTER 250 19F-BANDPASS \*  
Z9774 FILTER 250 205TL-PASS/ 1H-STOP  
Z6819 FILTER 250 31P-PASS / 13C-STOP  
Z12811 FILTER 2531P-PASS/103RH-STOP  
Z13891 FILTER 250 31P-PASS/117SN-STOP

-----  
Z13383 FILTER 300 1H-BANDPASS \*  
Z13270 FILTER 300 1H-PASS / 19F-STOP  
Z13763 FILTER 300 1H-LP(3H)  
Z00108 FILTER 300 2H PASS  
Z00116 FILTER 300 2H STOP  
Z9327 FILTER 300 2H-PASS / 13C-STOP  
Z9330 FILTER 300 2H-PASS / 15N-STOP  
Z7781 FILTER 300 2H-PASS / 19F-STOP  
Z13764 FILTER 300 3H-PASS / 1H-STOP  
Z13329 FILTER 300 0-31P,19F-LP (1H)  
Z14331 FILTER 300 0-31P-LP (19F-3H) \*  
Z13029 FILTER 300 119SN-P 13C-29SI-ST  
Z8742 FILTER 300 119SN-PASS/31P-STOP  
Z9229 FILTER 300 11B-PASS / 31P-STOP  
Z13972 FILTER 300 13C-BP (0-2H,P-H) \*  
Z9328 FILTER 300 13C-PASS / 2H-STOP  
Z12853 FILTER 300 13C-PASS / 14N-STOP  
Z8955 FILTER 300 13C-PASS / 15N-STOP  
Z6845 FILTER 300 13C-PASS / 31P-STOP  
Z9329 FILTER 300 15N-PASS / 2H-STOP

Z8954 FILTER 300 15N-PASS / 13C-STOP  
 Z7780 FILTER 300 15N-PASS / 6LI-STOP  
 Z13773 FILTER 300 19F-BANDPASS \*  
 Z42428 FILTER 300 27A-PASS / 31P-STOP  
 Z9228 FILTER 300 31P-PASS / 11B-STOP  
 Z6844 FILTER 300 31P-PASS / 13C-STOP  
 Z42427 FILTER 300 31P-PASS / 27A-STOP  
 Z8741 FILTER 300 31P-PASS / 119S-STOP  
 Z13373 FILTER 300 31P-PASS / 195PT-STOP  
 Z9244 FILTER 300 6LI-PASS / 2H-STOP  
 Z7779 FILTER 300 6LI-PASS / 15N-STOP  
 Z9384 FILTER 300 LDA/4-TRAFO 13C/31P

-----  
 Z13384 FILTER 360 1H-BANDPASS \*  
 Z13284 FILTER 360 1H-PASS / 19F-STOP  
 Z00109 FILTER 360 2H PASS  
 Z00117 FILTER 360 2H STOP  
 Z13330 FILTER 360 0-31P,19F-LP (1H)  
 Z14332 FILTER 360 0-31P-LP (19F-3H) \*  
 Z42364 FILTER 360 13C-PASS / 2H-STOP  
 Z8829 FILTER 360 13C-PASS / 15N-STOP  
 Z6828 FILTER 360 13C-PASS / 31P-STOP  
 Z42363 FILTER 360 15N-PASS / 2H-STOP  
 Z8830 FILTER 360 15N-PASS / 13C-STOP  
 Z13903 FILTER 360 19F-BANDPASS \*  
 Z6829 FILTER 360 31P-PASS / 13C-STOP  
 Z41153 FILTER 360 LDA/4-TRAFO 13C/31P

-----  
 Z13385 FILTER 400 1H-BANDPASS \*  
 Z13271 FILTER 400 1H-PASS / 19F-STOP  
 Z14180 FILTER 400 1H-LP(3H)  
 Z6850 FILTER 400 1H-PASS/205TL-STOP  
 Z00110 FILTER 400 2H PASS  
 Z00118 FILTER 400 2H STOP  
 Z9032 FILTER 400 2H-PASS / 13C-STOP  
 Z9093 FILTER 400 2H-PASS / 15N-STOP  
 Z12805 FILTER 400 2H-PASS / 171YB-ST

## Filter Configurations

Z5785 FILTER 400 2H-PASS / 31P-STOP  
Z13204 FILTER 400 2H-PASS 400W  
Z14181 FILTER 400 3H-HP(1H)  
Z13331 FILTER 400 0-31P,19F-LP (1H)  
Z14333 FILTER 400 0-31P-LP (19F-3H) \*  
Z13148 FILTER 400 10B-PASS / 11B-STOP  
Z14324 FILTER 400 11B-BP (0-23NA,F-H) \*  
Z13149 FILTER 400 11B-PASS / 10B-STOP  
Z14107 FILTER 400 13C-BP (0-29SI,P-H) \*  
Z9095 FILTER 400 13C-PASS / 2H-STOP  
Z13432 FILTER 400 13C-PASS / 11B-STOP  
Z8831 FILTER 400 13C-PASS / 15N-STOP  
Z6841 FILTER 400 13C-PASS / 31P-STOP  
Z14040 FILTER 400 15N-LP (2H-1H) \*  
Z9094 FILTER 400 15N-PASS / 2H-STOP  
Z8832 FILTER 400 15N-PASS / 13C-STOP  
Z12806 FILTER 400 171YB-PASS / 2H-STO  
Z13774 FILTER 400 19F-BANDPASS \*  
Z6849 FILTER 400 205TL-PASS/ 1H-STOP  
Z13202 FILTER 400 23NA-PASS /31P-STOP  
Z13322 FILTER 400 27AL-PASS /31P-STOP  
Z13976 FILTER 400 31P-BP (0-13C,1H) \*  
Z6840 FILTER 400 31P-PASS / 13C-STOP  
Z13323 FILTER 400 31P-PASS /27AL-STOP  
Z7785 FILTER 400 57FE PASS / 1H-STOP  
Z42408 FILTER 400 6LI-PASS / 2H-STOP  
Z13017 FILTER 400 LDA/4-TRAFO 13C/31P  
-----  
Z13386 FILTER 500 1H-BANDPASS \*  
Z13272 FILTER 500 1H-PASS / 19F-STOP  
Z13794 FILTER 500 1H-PASS / 3H-STOP  
Z00111 FILTER 500 2H PASS  
Z00119 FILTER 500 2H STOP  
Z13509 FILTER 500 2H-BP (0-15N,C-1H) \*  
Z9031 FILTER 500 2H-PASS / 13C-STOP  
Z9033 FILTER 500 2H-PASS / 15N-STOP  
Z4637 FILTER 500 2H-PASS / 31P-STOP



Z13696 FILTER 500 2H-PASS / 6LI-STOP  
 Z13795 FILTER 500 3H-HP (1H)  
 Z13697 FILTER 500 6LI-PASS / 2H-STOP  
 Z13698 FILTER 500 6LI-PASS /15N-STOP  
 Z13332 FILTER 500 0-31P,19F-LP (1H)  
 Z14334 FILTER 500 0-31P-LP (19F-3H) \*  
 Z14299 FILTER 500 117SN-LP (119SN)  
 Z14300 FILTER 500 119SN-HP (117SN)  
 Z13226 FILTER 500 119SN-PASS/31P-STOP  
 Z13114 FILTER 500 11B-PASS / 13C-STOP  
 Z14067 FILTER 500 13C-BP (0-29SI,P-H) \*  
 Z8917 FILTER 500 13C-PASS / 2H-STOP  
 Z13113 FILTER 500 13C-PASS / 11B-STOP  
 Z8745 FILTER 500 13C-PASS / 15N-STOP  
 Z6807 FILTER 500 13C-PASS / 31P-STOP  
 Z42638 FILTER 500 13C-PASS /203TL-STP  
 Z14068 FILTER 500 15N-LP (2H-1H) \*  
 Z8916 FILTER 500 15N-PASS / 2H-STOP  
 Z8744 FILTER 500 15N-PASS / 13C-STOP  
 Z13692 FILTER 500 15N-PASS /29SI-STOP  
 Z13597 FILTER 500 19F-BANDPASS \*  
 Z12866 FILTER 500 19F-PASS / 31P-STOP  
 Z13346 FILTER 500 19F-PASS /205TL-STP  
 Z42639 FILTER 500 203T-PASS / 13C-STP  
 Z13345 FILTER 500 205TL-PASS /19F-STP  
 Z14069 FILTER 500 27AL-BP (0-29S,P-H) \*  
 Z14070 FILTER 500 29SI-BP (0-2H,C-H) \*  
 Z13693 FILTER 500 29SI-PASS /15N-STOP  
 Z13144 FILTER 500 29SI-PASS/31P-STOP  
 Z14071 FILTER 500 31P-BP (0-13C,1H) \*  
 Z6808 FILTER 500 31P-PASS / 13C-STOP  
 Z13145 FILTER 500 31P-PASS/29SI-STOP  
 Z8891 FILTER 500 LDA/4-TRAFO 13C/31P  
 -----  
 Z13387 FILTER 600 1H-BANDPASS \*  
 Z13273 FILTER 600 1H-PASS / 19F-STOP  
 Z14042 FILTER 600 1H-PASS / 3H-STOP

## Filter Configurations

Z6684 FILTER 600 2H PASS  
Z6685 FILTER 600 2H STOP  
Z9087 FILTER 600 2H-PASS / 13C-STOP  
Z9089 FILTER 600 2H-PASS / 15N-STOP  
Z8753 FILTER 600 2H-PASS / 19F-STOP  
Z14260 FILTER 600 3H-HP(1H)  
Z13333 FILTER 600 0-31P,19F-LP (1H)  
Z14335 FILTER 600 0-31P-LP (19F-3H) \*  
Z14631 FILTER 600 13C-BP (0-29Si,P-H) \*  
Z9086 FILTER 600 13C-PASS / 2H-STOP  
Z4132 FILTER 600 13C-PASS / 15N-STOP  
Z6901 FILTER 600 13C-PASS / 31P-STOP  
Z14633 FILTER 600 15N-LP (2H-1H) \*  
Z9088 FILTER 600 15N-PASS / 2H-STOP  
Z4131 FILTER 600 15N-PASS / 13C-STOP  
Z14637 FILTER 600 17O-BP (0-15N,C-H) \*  
Z13904 FILTER 600 19F-BANDPASS \*  
Z14634 FILTER 600 27AL-BP (0-29S,P-H) \*  
Z14636 FILTER 600 29SI-BP (0-15N,C,B-H) \*  
Z14635 FILTER 600 2H-BP (0-15N,C-1H) \*  
Z14632 FILTER 600 31P-BP (0-13C,1H) \*  
Z6900 FILTER 600 31P-PASS / 13C-STOP  
-----  
Z13900 FILTER 700 1H-BANDPASS \*  
Z14547 FILTER 700 1H-PASS / 19F-STOP  
Z14546 FILTER 700 0-31P,19F-LP (1H)  
Z13501 FILTER 700 0-31P-LP (19F-3H) \*  
Z13500 FILTER 700 13C-PASS / 2H-STOP  
Z13498 FILTER 700 15N-PASS / 2H-STOP  
Z13905 FILTER 700 19F-BANDPASS \*  
-----  
Z13388 FILTER 750 1H-BANDPASS \*  
Z13286 FILTER 750 1H-PASS / 19F-STOP  
Z7836 FILTER 750 2H PASS  
Z12935 FILTER 750 2H STOP  
Z13099 FILTER 750 2H-PASS / 15N-STOP  
Z14336 FILTER 750 0-31P-LP (19F-3H) \*

- Z14216 FILTER 750 13C-BP (0-29SI,P-H) \*
- Z41122 FILTER 750 13C-PASS / 2H-STOP
- Z12864 FILTER 750 13C-PASS / 15N-STOP
- Z12812 FILTER 750 13C-PASS / 31P-STOP
- Z14217 FILTER 750 15N-BP (2H-1H) \*
- Z41123 FILTER 750 15N-PASS / 2H-STOP
- Z12865 FILTER 750 15N-PASS / 13C-STOP
- Z13906 FILTER 750 19F-BANDPASS \*
- Z13334 FILTER 750 19F-PASS / 1H-STOP
- Z12813 FILTER 750 31P-PASS / 13C-STOP
- 
- Z13198 FILTER 800 1H-BANDPASS \*
- Z13288 FILTER 800 1H-PASS / 19F-STOP
- Z7839 FILTER 800 2H-PASS / 15N-STOP
- Z13937 FILTER 800 0-31P-LP (19F-3H) \*
- Z7837 FILTER 800 13C-PASS / 2H-STOP
- Z13936 FILTER 800 13C-PASS / 31P-STOP
- Z7838 FILTER 800 15N-PASS / 2H-STOP
- Z13909 FILTER 800 19F-BANDPASS \*
- Z13335 FILTER 800 19F-PASS / 1H-STOP
- Z13199 FILTER 800 19F-PASS / 1H-STOP
- Z13938 FILTER 800 31P-PASS / 2H-STOP
- 
- Z13901 FILTER 900 1H-BANDPASS \*
- Z13551 FILTER 900 0-15N-LP(2H,19F-1H)
- Z14123 FILTER 900 0-31P-LP (19F-3H) \*
- Z13550 FILTER 900 13C-1H-HP (2H)
- Z13907 FILTER 900 19F-BANDPASS \*
-



# Tables

<b>Contents</b>	<b>3</b>
<b>Index</b>	<b>5</b>
<b>1 Filter Configurations</b>	<b>7</b>
Table 1.1. Required Filters for PH SEI H-C-D .....	10
Table 1.2. Required Filters for PH SEI H-F-D .....	11
Table 1.3. Required Filters for PH BBI H-BB-D .....	12
Table 1.4. Required Filters for PH TXI H-C/N-D .....	13
Table 1.5. Required Filters for PH TXI H-C/P-D .....	14
Table 1.6. Required Filters for PH TBI H-C/BB-D .....	15
Table 1.7. Required Filters for PH QXI H/P-C/N-D .....	16
Table 1.8. Required Filters for PH SEX C-H-D .....	17
Table 1.9. Required Filters for PH SEX 3H-H-D .....	18
Table 1.10. Required Filters for PH SEX 2H-H-F .....	18
Table 1.11. Filters for PH SEX X-H-D (x=all X-nuclei except 2H, 3H, 13C) 18	
Table 1.12. Required Filters for PH SEF F-H-D .....	19
Table 1.13. Required Filters for PH QNP P/C/N-H-D .....	20
Table 1.14. Required Filters for PH QNP F/P/C -H-D .....	21
Table 1.15. Required Filters for PH BBO BB-H-D .....	22
Table 1.16. Required Filters for PH TXO X/Y-H-D (without 19F) .....	23
Table 1.17. Required Filters for PH TXO F/Y-H-D (with X=19F) .....	24
Table 1.18. Required Filters for PH TXD X-H/Y-D .....	26
Table 1.19. Required Filters for PH TXD X-F/Z .....	27
Table 1.20. Required Filters for PH TXD X-H/F-D .....	27
<b>Tables</b>	<b>37</b>



# ***Notes***